

Inpatient Rehabilitation Facility Quality Reporting Program Provider Training



Section GG:

Functional Abilities and Goals

**Jennifer Pettis, B.S., R.N., WCC
August 10, 2016**

Section GG: Objectives

- Demonstrate a working knowledge of Section GG: Functional Abilities and Goals.
- Articulate the intent of Section GG.
- Interpret the coding options for each new item and when they would be applied.
- Apply coding instructions in order to accurately code practice scenario(s).

Section GG: New Items

All items in Section GG are **new**.

Item:	Assessed On:
GG0100. Prior Functioning: Everyday Activities	Admission
GG0110. Prior Device Use	Admission
GG0130. Self-Care	Admission & Discharge
GG0170. Mobility	Admission & Discharge

Section GG: Intent

- Items focus on:
 - Prior functioning.
 - Admission and discharge self-care and mobility performance.
 - Discharge Goals.
- The admission and discharge self-care and mobility items assess the patient's need for assistance with self-care and mobility activities.

Section GG: Intent

- Many patients in IRFs have self-care and mobility limitations, and most are at risk of further functional decline and complications due to limited mobility.

GG0100

Prior Functioning: Everyday Activities

GG0100. Prior Functioning: Everyday Activities

GG0100. Prior Functioning: Everyday Activities. Indicate the patient's level of functioning prior to the current illness, exacerbation, or injury.

Enter Codes	
<input type="checkbox"/> 3. Independent - Patient completed the activities by him/herself, with or without an assistive device, with no assistance from a helper.	<input type="checkbox"/> A. Self Care prior to the current illness, exacerbation, or injury
<input type="checkbox"/> 2. Needed Some Help - Patient needed partial assistance from another person to complete activities.	<input type="checkbox"/> B. Indoc from prior to the current illness, exacerbation, or injury
<input type="checkbox"/> 1. Dependent - A helper completed the activities for the patient.	<input type="checkbox"/> C. Stairs: Did the patient need assistance with internal or external stairs (with or without a device such as cane, crutch, or walker) prior to the current illness, exacerbation, or injury?
<input type="checkbox"/> 8. Unknown	<input type="checkbox"/> D. Functional Cognition: Did the patient need help planning regular tasks, such as shopping or remembering to take medication prior to the current illness, exacerbation, or injury?
<input type="checkbox"/> 9. Not Applicable	

3. **Independent** - Patient completed the activities by him/herself, with or without an assistive device, with no assistance from a helper.
2. **Needed Some Help** - Patient needed partial assistance from another person to complete activities.
1. **Dependent** - A helper completed the activities for the patient.
8. **Unknown**
9. **Not Applicable**

GG0100 Item Rationale

Knowledge of the patient's functioning prior to the current illness, exacerbation, or injury may inform treatment goals.

GG0100 Steps for Assessment

1. Interview patient or family.
2. Review patient's medical records describing patient's prior functioning with everyday activities.

GG0100 Coding Instructions

Complete only at time of admission.

- **Code 3, Independent**, if the patient completed the activities by him/herself, with or without an assistive device, with no assistance from a helper.
- **Code 2, Needed Some Help**, if the patient needed partial assistance from another person to complete activities.
- **Code 1, Dependent**, if the helper completed the activities for the patient.
- **Code 8, Unknown**, if the patient's usual ability prior to the current illness, exacerbation, or injury is unknown.
- **Code 9, Not Applicable**, if the activity was not applicable to the patient prior to the current illness, exacerbation, or injury.

GG0100 Coding Tips

- Record the patient's usual ability to perform indoor mobility (ambulation) prior to the current illness, exacerbation, or injury.
- If no information about the patient's ability is available after attempts to interview patient or family and after reviewing patient's medical record, **Code 8, Unknown.**

GG0100 Coding Scenario

Self Care:

- Ms. R was admitted to an acute care facility after sustaining a right hip fracture and subsequently admitted to the IRF for intensive rehabilitation.
- Prior to the hip fracture, Ms. R was independent in eating, bathing, dressing, and using the toilet.
- Ms. R used a raised toilet seat due to arthritis in both knee joints. The patient and family indicated there were no safety concerns when she performed these everyday activities in her home.

How would you code GG0100?

What is your rationale?

GG0100 Coding Scenario

Coding: GG0100A. Prior Functioning: Self Care would be coded **3, Independent**.

Rationale: The patient completed the self-care tasks of eating, bathing, dressing, and using the toilet safely without any assistance from a helper. The patient may use an assistive device and still be coded independent.

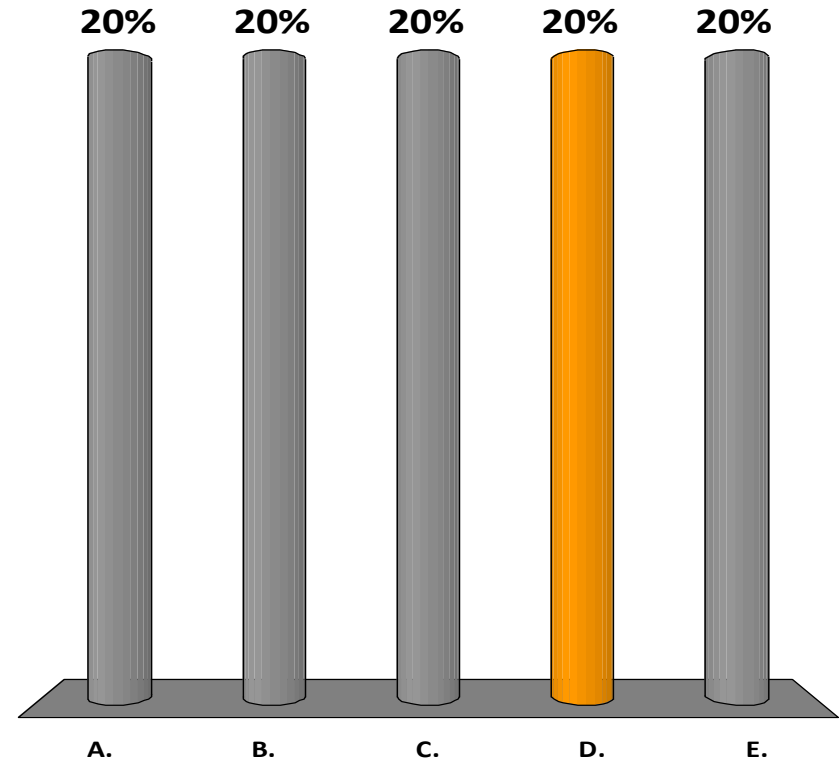
GG0100 Practice Coding Scenario

Stairs:

- Mr. P has continued to show signs and symptoms of possible delirium since admission to the IRF.
- The IRF staff has not received any response to their phone messages for Mr. P's family members requesting a return call.
- Mr. P has not received any visitors since his admission. The medical record from the prior facility does not indicate Mr. P's prior functioning.
- There is no information to code item GG0100C, but there have been attempts in locating this information.

How would you code GG0100?

- A. Code “-” (dash)
- B. Code **2**, Needed Some Help
- C. Code **1**, Dependent
- ✓ D. Code **8**, Unknown
- E. Code **9**, Not Applicable



GG0100 Practice Coding Scenario

Coding: GG0100C. Prior Functioning: Stairs would be coded 8, Unknown.

Rationale:

- Attempts to seek information Mr. P's prior functioning were made; however no information was available during the 3 day assessment period.
- A “-” (dash) is **not** used as the information was sought but *unavailable*. Had there **not** been documentation that an attempt to seek information was made and not found a “-” (dash) would have been appropriate to use for this item.

GG0110

Prior Device Use

GG0110. Prior Device Use

GG0110. Prior Device Use. Indicate devices and aids used.	
↓	Check all that apply
<input type="checkbox"/>	A. Manual wheelchair
<input type="checkbox"/>	B. Motorized wheelchair or scooter
<input type="checkbox"/>	C. Mechanical lift
<input type="checkbox"/>	D. Walker
<input type="checkbox"/>	E. Orthotics/Prosthetics
<input type="checkbox"/>	Z. None of the above

Check all that apply	
<input type="checkbox"/>	A. Manual wheelchair
<input type="checkbox"/>	B. Motorized wheelchair or scooter
<input type="checkbox"/>	C. Mechanical lift
<input type="checkbox"/>	D. Walker
<input type="checkbox"/>	E. Orthotics/Prosthetics
<input type="checkbox"/>	Z. None of the above

GG0110 Item Rationale

Knowledge of the patient's use of devices and aids immediately prior to the current illness, exacerbation, or injury may inform treatment goals.

GG0110 Steps for Assessment

1. Interview patient or family.
2. Review the patient's medical record describing the patient's use of prior devices and aids.
3. Only report devices and aids used immediately prior to the current illness, exacerbation, or injury.

GG0110 Coding Instructions

Complete only at the time of admission.

- **Check all devices that apply:**
 - A. Manual wheelchair
 - B. Motorized wheelchair or scooter
 - C. Mechanical lift
 - D. Walker
 - E. Orthotics/Prosthetics
- **Check Z, None of the above,** if the patient did not use any of the listed devices or aids immediately prior to the current illness, exacerbation, or injury.

GG0110D. Walker

Include **all** walker types.

- Examples include:
 - Pickup walker.
 - Hemi walker.
 - Rolling walker.
 - Platform walker.
 - Four-wheel walker.
 - Rollator walker.
 - Knee walker.
 - Walkers for mobilizing while seated in walker.

GG0130

Self-Care

Section GG: GG0130. Self-Care (3-Day Assessment Period)

GG0130. Self-Care (3-day assessment period)		
Code the patient's usual performance at admission for each activity using the 6-point scale. If activity was not attempted at admission, code the reason. Code the patient's discharge goal(s) using the 6-point scale.		
1. Admission Performance	2. Discharge Goal	
↓ Enter Codes in Boxes ↓		
<input type="text"/>	<input type="text"/>	A. Eating: The ability to use suitable utensils to bring food to the mouth and swallow food once the meal is presented on a table/tray. Includes modified food consistency.
<input type="text"/>	<input type="text"/>	B. Oral hygiene: The ability to use suitable items to clean teeth. [Dentures (if applicable): The ability to remove and replace dentures from and to the mouth, and manage equipment for soaking and rinsing them.]
<input type="text"/>	<input type="text"/>	C. Toileting hygiene: The ability to maintain perineal hygiene, adjust clothes before and after using the toilet, commode, bedpan or urinal. If managing an ostomy, include wiping the opening but not managing equipment.
<input type="text"/>	<input type="text"/>	E. Shower/bathe self: The ability to bathe self in shower or tub, including washing, rinsing, and drying self. Does not include transferring in/out of tub/shower.
<input type="text"/>	<input type="text"/>	F. Upper body dressing: The ability to put on and remove shirt or pajama top; includes buttoning, if applicable.
<input type="text"/>	<input type="text"/>	G. Lower body dressing: The ability to dress and undress below the waist, including fasteners; does not include footwear.
<input type="text"/>	<input type="text"/>	H. Putting on/taking off footwear: The ability to put on and take off socks and shoes or other footwear that is appropriate for safe mobility.

GG0130 Item Rationale

- Patients in IRFs may have self-care limitations on admission.
- Patients may be at risk of further functional decline during their stay in the IRF.

GG0130 Steps for Assessment

1. Assess the patient's self-care status based on direct observation, the patient's self-report, family reports, and direct care staff reports documented in the patient's medical record during the 3-day assessment period.
2. Patients should be allowed to perform activities as independently as possible, as long as they are safe.
3. If helper assistance is required because patient's performance is unsafe or of poor quality, score according to amount of assistance provided.

GG0130 Steps for Assessment

4. Activities may be completed with or without assistive device(s). Use of assistive device(s) to complete an activity should not affect coding of the activity.
5. If the patient's self-care performance varies during the assessment period, report the patient's usual status.
 - **Not** the patient's most independent performance
 - **Not** the patient's most dependent episode
6. Refer to facility, Federal, and State policies and procedures to determine which IRF staff members may complete an assessment. Patient assessments are to be done in compliance with facility, Federal, and State requirements.

Usual Status

Admission:

- The assessment should be completed soon after the patient's admission.
- The assessment code should be based upon an assessment before therapy begins in order to reflect the patient's baseline status.
- If the patient's performance varies, code the patient's usual status.

Discharge:

- Discharge assessment code should reflect the patient's status close to the patient's discharge.

Usual Status

- A patient's functional status can be impacted by the environment or situations encountered at the facility.
- Observing the patient's interactions with others in different locations and circumstances is important for a comprehensive understanding of the patient's function status.
- If the patient's status varies, record the patient's usual ability to perform each activity.
 - Do not record the patient's best performance and worst performance; instead, record the patient's usual performance.

GG0130 Coding Instructions

- Complete at the time of admission and discharge.
- Code the patient's usual performance for each activity using the 6-point scale:
 - Code **"06"** for Independent.
 - Code **"05"** for Setup or cleanup assistance.
 - Code **"04"** for Supervision or touching assistance.
 - Code **"03"** for Partial/moderate assistance.
 - Code **"02"** for Substantial/maximal assistance.
 - Code **"01"** for Dependent.

GG0130 Coding Instructions

- Code “**07**” for Patient refused.
- Code “**09**” for Not applicable.
- Code “**88**” for Not attempted due to medical condition or safety concerns.

GG0130 Key Coding Questions

- Does the patient need assistance (physical, verbal/non-verbal cueing, setup/cleanup) to complete the self-care activity?
 - If no, **Code 06, Independent.**
 - If yes...
- Does the patient need only setup or cleanup assistance from one helper?
 - If yes, **Code 05, Setup or cleanup assistance.**
 - If no...

GG0130 Key Coding Questions

- Does the patient need only verbal/non-verbal cueing, or steadying/touching assistance from one helper?
 - If yes, **Code 04, Supervision or touching assistance.**
 - If no...
- Does the patient need lifting assistance or trunk support from one helper, with the helper providing **less** than half of the effort?
 - If yes, **Code 03, Partial/moderate assistance.**
 - If no...

GG0130 Key Coding Questions

- Does the patient need lifting assistance or trunk support from one helper, with the helper providing **more** than half of the effort?
 - If yes, **Code 02, Substantial/maximal assistance.**
 - If no...
- Does the helper provide **all** of the effort to complete the activity? OR Is the assistance of **two or more** helpers required to complete the activity?
 - If yes, **Code 01, Dependent.**

GG0130 Key Coding Questions

- Why was the activity not attempted? Code reason:
 - **Code 07, Patient refused**, if the patient refused to complete the activity.
 - **Code 09, Not applicable**, if the patient did not perform this activity prior to the current illness, exacerbation, or injury.
 - **Code 88, Not attempted due to medical condition or safety concerns**, if the activity was not attempted due to medical condition or safety concerns.

GG0130 Coding Tips

- When reviewing the medical record, interviewing staff, and observing the patient, be familiar with the definition for each activity.
- On the Admission Assessment, code the patient's usual performance using the 6-point scale, or one of the 3 “activity was not attempted” codes to specify the reason why an activity was not attempted, as well as the patient's Discharge Goal(s) using the same 6-point scale.
- On discharge, use the same 6-point scale or “activity was not attempted” codes that were used on the Admission Assessment to identify the patient's usual performance on the Discharge Assessment.

GG0130 Coding Tips

- Do not record the patient's best performance and do not record the patient's worst performance, but rather record the patient's **usual performance** during the assessment period.
- Do not record the staff's assessment of the patient's potential capability to perform the activity.
- If two or more helpers are required to assist the patient to complete the activity, code as **01, Dependent**.
- If the patient does not attempt the activity and a helper does not complete the activity for the patient, code the reason the activity was not attempted.

GG0130 Coding Tips

- To clarify your own understanding of the patient's performance of an activity, ask probing questions to staff about the patient, beginning with the general and proceeding to the more specific.

GG0130 Use of the Dash

- A dash (“-”) sign indicates “No information.”
- CMS expects dash use for Admission and Discharge Performance items to be a rare occurrence.
- Do not use a dash (“-”) if the item was not assessed because:
 - Patient refused (code 07).
 - Item is not applicable (code 09).
 - Activity was not attempted due to medical condition or safety concerns (code 88).

GG0130 Use of the Dash

- Use of dashes for Admission and Discharge Performance items may result in a payment reduction.
- Completion of at least one discharge goal is required for one of the self-care or mobility items for each patient.
- While a dash should be a rare occurrence, the use of the dash in the coding of a discharge goal is permitted.
- Using the dash in this allowed instance does not affect APU determination.

GG0130A

Self-Care: Eating

GG0130A. Eating

GG0130. Self-Care (3-day assessment period)		
Admission Performance	Discharge Goal	
↓ Enter Codes in Boxes ↓		
<input type="text"/>	<input type="text"/>	A. Eating: The ability to use suitable utensils to bring food to the mouth and swallow food once the meal is presented on a table/tray. Includes modified food consistency.
<input type="text"/>	<input type="text"/>	B. Oral hygiene: The ability to use suitable items to clean teeth. [Dentures (if applicable): The ability to remove and replace dentures from and to the mouth, and manage equipment for soaking and rinsing them.]
<input type="text"/>	<input type="text"/>	C. Toileting hygiene: The ability to maintain perineal hygiene, adjust clothes before and after using the toilet, commode, bedpan or urinal. If managing an ostomy, include wiping the opening but not managing equipment.
<input type="text"/>	<input type="text"/>	E. Shower/bathe self: The ability to bathe self in shower or tub, including washing, rinsing, and drying self. Does not include transferring in/out of tub/shower.
<input type="text"/>	<input type="text"/>	F. Upper body dressing: The ability to put on and remove shirt or pajama top; includes buttoning, if applicable.
<input type="text"/>	<input type="text"/>	G. Lower body dressing: The ability to dress and undress below the waist, including fasteners; does not include footwear.
<input type="text"/>	<input type="text"/>	H. Putting on/taking off footwear: The ability to put on and take off socks and shoes or other footwear that is appropriate for safe mobility.

A. Eating: The ability to use suitable utensils to bring food to the mouth and swallow food once the meal is presented on a table/tray. Includes modified food consistency.

GG0130A Coding Tips

- GG0130A. Eating:
 - Assesses eating and drinking by mouth only.
 - If the patient eats and drinks by mouth and relies on tube feedings to supplement nutrition or fluid intake, code based on assistance with eating by mouth only.
 - Do not code assistance with tube feeding administration.

GG0130A Coding Scenario

Eating:

- Ms. M's medical conditions include chronic respiratory disease, sepsis, and morbid obesity, which affect her endurance and strength.
- Ms. M prefers to feed herself as much as she is capable.
- After eating a quarter of her meal by herself, Ms. M usually becomes extremely fatigued and requests assistance from the certified nursing assistant to feed her the remainder of the meal.

How would you code GG0130A?

What is your rationale?

GG0130A Coding Scenario

Coding: GG0130A. Eating would be coded **02, Substantial/maximal assistance.**

Rationale: The certified nursing assistant provides more than half the effort for the patient to complete the activity of eating.

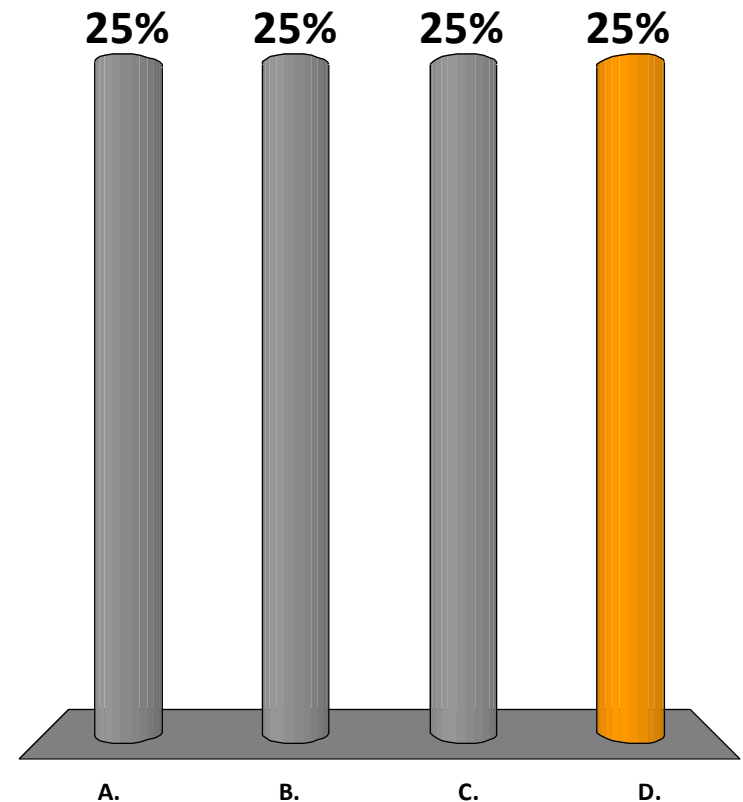
GG0130A Practice Coding Scenario

Eating:

- Mr. C is unable to eat or drink by mouth since he had a stroke 1 week ago.
- He receives nutrition and fluids through a gastrostomy tube (G-tube), which are administered by nurses.

How would you code GG0130A?

- A. Code **01**, Dependent
- B. Code **02**,
Substantial/maximal
assistance
- C. Code **09**, Not applicable
- ✓ D. Code **88**, Not attempted
due to medical condition or
safety concerns



30

GG0130A Practice Coding Scenario

Coding: GG0130A. Eating would be coded **88, Not attempted due to medical condition or safety concerns.**

Rationale:

- The patient does not eat or drink by mouth at this time due to his recent-onset stroke.
- If eating and drinking by mouth do not occur due to a medical condition, then the activity is coded as 88, Not attempted due to medical condition.
- Assistance with G-tube feedings is not considered when coding this item.

GG0130B

Self-Care: Oral Hygiene

GG0130B. Oral Hygiene

GG0130. Self-Care (3-day assessment period)		
Admission Performance	Discharge Goal	
↓ Enter Codes in Boxes ↓		
<input type="text"/>	<input type="text"/>	A. Eating: The ability to use suitable utensils to bring food to the mouth and swallow food once the meal is presented on a table/tray. Includes modified food consistency.
<input type="text"/>	<input type="text"/>	B. Oral hygiene: The ability to use suitable items to clean teeth. [Dentures (if applicable): The ability to remove and replace dentures from and to the mouth, and manage equipment for soaking and rinsing them.]
<input type="text"/>	<input type="text"/>	C. Toileting hygiene: The ability to maintain perineal hygiene, adjust clothes before and after using the toilet, commode, bedpan or urinal. If managing an ostomy, include wiping the opening but not managing equipment.
<input type="text"/>	<input type="text"/>	E. Shower/bathe self: The ability to bathe self in shower or tub, including washing, rinsing, and drying self. Does not include transferring in/out of tub/shower.
<input type="text"/>	<input type="text"/>	F. Upper body dressing: The ability to put on and remove shirt or pajama top; includes buttoning, if applicable.
<input type="text"/>	<input type="text"/>	G. Lower body dressing: The ability to dress and undress below the waist, including fasteners; does not include footwear.
<input type="text"/>	<input type="text"/>	H. Putting on/taking off footwear: The ability to put on and take off socks and shoes or other footwear that is appropriate for safe mobility.

B. Oral hygiene:
replace dentur

GG0130B Coding Scenario

Oral Hygiene:

- Mrs. F brushes her teeth while sitting on the side of the bed.
- The certified nursing assistant gathers her toothbrush, toothpaste, water, and an empty cup and puts them on the bedside table for her before leaving the room.
- Once Mrs. F is finished brushing her teeth, which she does without any help, the certified nursing assistant returns to gather her items and dispose of the waste.

How would you code GG0130B?

What is your rationale?

GG0130B Coding Scenario

Coding: GG0130B. Oral hygiene would be coded **05, Setup or cleanup assistance.**

Rationale: The helper provides setup and cleanup assistance. The patient brushes her teeth without any help.

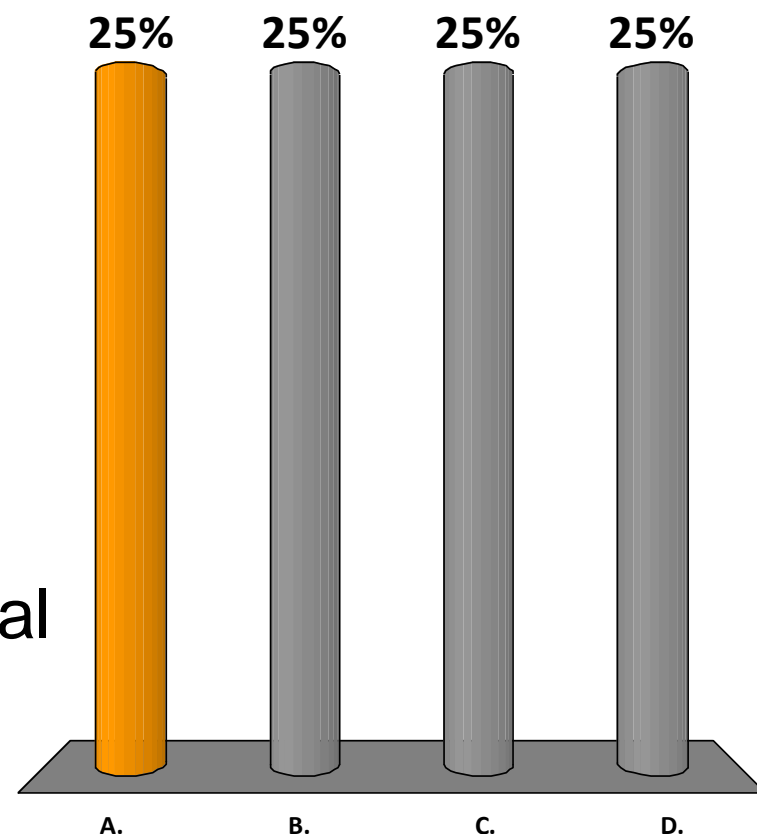
GG0130B Practice Coding Scenario

Oral Hygiene:

- Mr. Y begins to brush his teeth after the helper applies toothpaste onto his toothbrush. He brushes his upper teeth, and then decides to take a break due to fatigue.
- After a short break, Mr. Y completes the activity of oral hygiene by brushing his lower teeth.

How would you code GG0130B?

- ✓ A. Code **05**, Setup or cleanup
- B. Code **04**, Supervision or touching assistance
- C. Code **03**, Partial/moderate assistance
- D. Code **02**, Substantial/maximal assistance



30

GG0130B Practice Coding Scenario

Coding: GG0130B. Oral hygiene would be coded **05, Setup or cleanup assistance.**

Rationale: The helper provides setup assistance (putting toothpaste on toothbrush). The patient completes the activity. The patient takes a break between brushing his upper and lower teeth.

GG0130C

Self-Care: Toileting Hygiene

GG0130C. Toileting Hygiene

GG0130. Self-Care (3-day assessment period)		
Admission Performance	Discharge Goal	
↓ Enter Codes in Boxes ↓		
<input type="text"/>	<input type="text"/>	A. Eating: The ability to use suitable utensils to bring food to the mouth and swallow food once the meal is presented on a table/tray. Includes modified food consistency.
<input type="text"/>	<input type="text"/>	B. Oral hygiene: The ability to use suitable items to clean teeth. [Dentures (if applicable): The ability to remove and replace dentures from and to the mouth, and manage equipment for soaking and rinsing them.]
<input type="text"/>	<input type="text"/>	C. Toileting hygiene: The ability to maintain perineal hygiene, adjust clothes before and after using the toilet, commode, bedpan or urinal. If managing an ostomy, include wiping the opening but not managing equipment.
<input type="text"/>	<input type="text"/>	E. Shower/bathe self: The ability to bathe self in shower or tub, including washing, rinsing, and drying self. Does not include transferring in/out of tub/shower.
<input type="text"/>	<input type="text"/>	F. Upper body dressing: The ability to put on and remove shirt or pajama top; includes buttoning, if applicable.
<input type="text"/>	<input type="text"/>	G. Lower body dressing: The ability to dress and undress below the waist, including fasteners; does not include footwear.
<input type="text"/>	<input type="text"/>	H. Putting on/taking off footwear: The ability to put on and take off socks and shoes or other footwear that is appropriate for safe mobility.

C. Toileting hygiene:
commode, bedpan

GG0130C Coding Scenario

Toileting Hygiene:

- Mrs. J uses a bedside commode.
- The certified nursing assistant provides steadying (touching) assistance as Mrs. J pulls down her underwear before sitting down on the toilet.
- When Mrs. J is finished voiding or having a bowel movement, the certified nursing assistant provides steadying assistance as Mrs. J wipes her perineal area and pulls up her underwear without assistance.

How would you code GG0130C?

What is your rationale?

GG0130C Coding Scenario

Coding: GG0130C. Toileting hygiene would be coded **04, Supervision or touching assistance.**

Rationale: The helper provides steadying (touching) assistance to the patient to complete toileting hygiene.

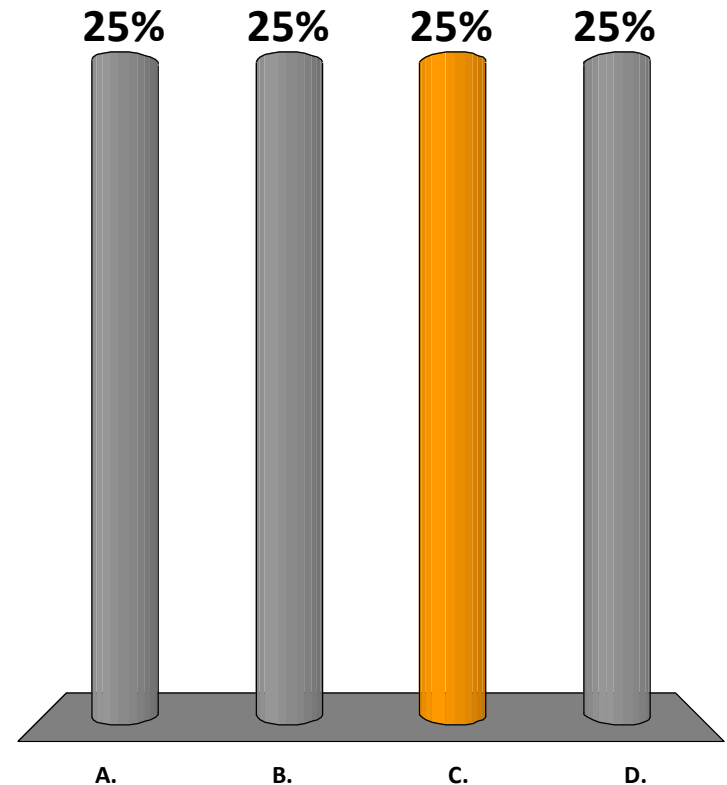
GG0130C Practice Coding Scenario

Toileting Hygiene:

- Ms. L had a stroke that affects her balance and activity tolerance.
- Ms. L typically wears pants and underwear during the day. A helper provides assistance as Ms. L walks to the bathroom.
- When she arrives near the toilet, she steadies herself with one hand and tries pulling down her pants and underwear with the other hand, but she needs assistance from the helper to complete most of this task.
- After voiding and having a bowel movement, Ms. L performs her own perineal hygiene. Ms. L is fatigued at this point and the helper pulls up her pants and her underwear.

How would you code GG0130C?

- A. Code **04**, Supervision or touching assistance
- B. Code **03**, Partial/moderate assistance
- ✓ C. Code **02**, Substantial/maximal assistance
- D. Code **01**, Dependent



30

GG0130C Practice Coding Scenario

Coding: GG0130C. Toileting hygiene would be coded **02, Substantial/maximal assistance.**

Rationale: The helper provided more than half the effort for the patient to complete the activity of toileting hygiene.

GG0130E

Self-Care: Shower/Bathe Self

GG0130E. Shower/Bathe Self

GG0130. Self-Care (3-day assessment period)		
Admission Performance	Discharge Goal	
↓ Enter Codes in Boxes ↓		
<input type="text"/>	<input type="text"/>	A. Eating: The ability to use suitable utensils to bring food to the mouth and swallow food once the meal is presented on a table/tray. Includes modified food consistency.
<input type="text"/>	<input type="text"/>	B. Oral hygiene: The ability to use suitable items to clean teeth. [Dentures (if applicable): The ability to remove and replace dentures from and to the mouth, and manage equipment for soaking and rinsing them.]
<input type="text"/>	<input type="text"/>	C. Toileting hygiene: The ability to maintain perineal hygiene, adjust clothes before and after using the toilet, commode, bedpan or urinal. If managing an ostomy, include wiping the opening but not managing equipment.
<input type="text"/>	<input type="text"/>	E. Shower/bathe self: The ability to bathe self in shower or tub, including washing, rinsing, and drying self. Does not include transferring in/out of tub/shower.
<input type="text"/>	<input type="text"/>	F. Upper body dressing: The ability to put on and remove shirt or pajama top; includes buttoning, if applicable.
<input type="text"/>	<input type="text"/>	G. Lower body dressing: The ability to dress and undress below the waist, including fasteners; does not include footwear.
<input type="text"/>	<input type="text"/>	H. Putting on/taking off footwear: The ability to put on and take off socks and shoes or other footwear that is appropriate for safe mobility.

E. Shower/bathe self:
not include transfer

GG0130E Coding Scenario

Shower/Bathe Self:

- Mr. J sits on a tub bench as he washes, rinses and dries himself.
- The certified nursing assistant stays with him to ensure his safety as Mr. J has had instances of losing his sitting balance.
- The certified nursing assistant provides lifting assistance as Mr. J gets onto and off the tub bench.

How would you code GG0130E?

What is your rationale?

GG0130E Coding Scenario

Coding: GG0130E. Shower/bathe self would be coded **04, Supervision or touching assistance.**

Rationale:

- The helper provides supervision as Mr. J washes, rinses, and dries himself.
- The transfer onto or off the tub bench is ***not*** considered when coding the Shower/bathe self activity.

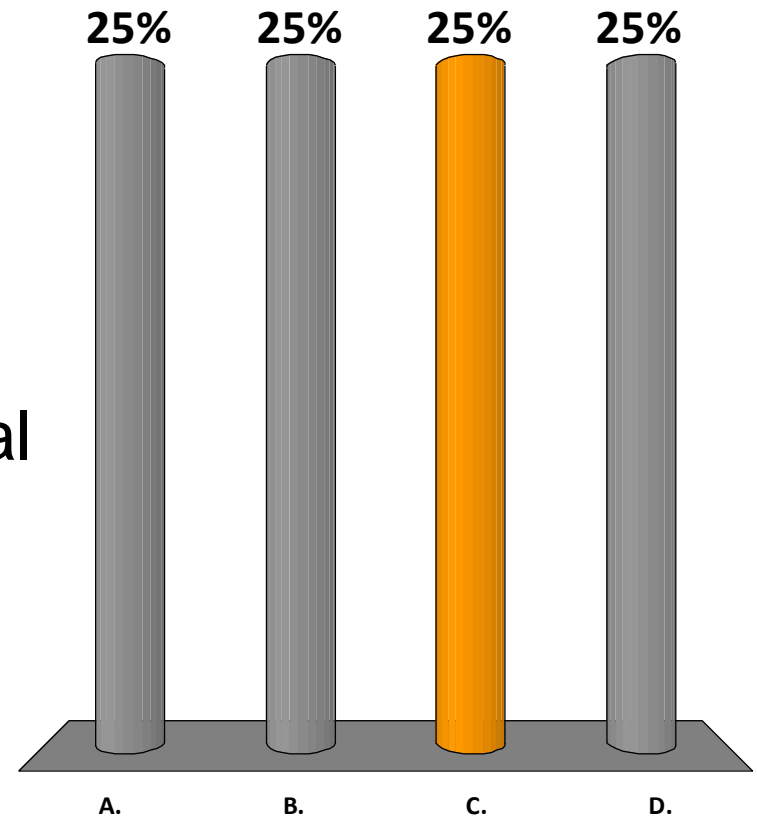
GG0130E Practice Coding Scenario

Shower/Bathe Self:

- Mrs. E had a severe and progressive neurological condition that has affected her endurance as well as her fine and gross motor skills.
- She is transferred to the shower bench with partial/moderate assistance. When showering she uses a wash mitt that was provided by the acute care facility prior to her admission to the inpatient rehabilitation facility.
- Mrs. E showers while sitting on a tub bench and washes her arms and chest. The certified nursing assistant then must help her to wash the remaining parts of her body due to fatigue. Mrs. E uses a long-handled shower to rinse herself but tires half way through the task. The certified nursing assistant dries Mrs. E's entire body.

How would you code GG0130E?

- A. Code **04**, Supervision or touching assistance
- B. Code **03**, Partial/moderate assistance
- ✓ C. Code **02**, Substantial/maximal assistance
- D. Code **01**, Dependent



30

GG0130E Practice Coding Scenario

Coding: GG0130E would be coded **02, Substantial/maximal assistance.**

Rationale:

- The helper assists Mrs. E with more than half of the task of showering that includes bathing, rinsing and drying her body.
- The transfer onto the shower bench is not considered in coding this activity.

GG0130F

Self-Care: Upper Body Dressing

GG0130F. Upper Body Dressing

GG0130. Self-Care (3-day assessment period)		
Admission Performance	Discharge Goal	
↓ Enter Codes in Boxes ↓		
<input type="text"/>	<input type="text"/>	A. Eating: The ability to use suitable utensils to bring food to the mouth and swallow food once the meal is presented on a table/tray. Includes modified food consistency.
<input type="text"/>	<input type="text"/>	B. Oral hygiene: The ability to use suitable items to clean teeth. [Dentures (if applicable): The ability to remove and replace dentures from and to the mouth, and manage equipment for soaking and rinsing them.]
<input type="text"/>	<input type="text"/>	C. Toileting hygiene: The ability to maintain perineal hygiene, adjust clothes before and after using the toilet, commode, bedpan or urinal. If managing an ostomy, include wiping the opening but not managing equipment.
<input type="text"/>	<input type="text"/>	E. Shower/bathe self: The ability to bathe self in shower or tub, including washing, rinsing, and drying self. Does not include transferring in/out of tub/shower.
<input type="text"/>	<input type="text"/>	F. Upper body dressing: The ability to put on and remove shirt or pajama top; includes buttoning, if applicable.
<input type="text"/>	<input type="text"/>	G. Lower body dressing: The ability to dress and undress below the waist, including fasteners; does not include footwear.
<input type="text"/>	<input type="text"/>	H. Putting on/taking off footwear: The ability to put on and take off socks and shoes or other footwear that is appropriate for safe mobility.

F. Upper body dressing:

GG0130F Coding Scenario

Upper Body Dressing:

- Mr. K had a spinal cord injury that has affected both movement and strength in both upper extremities.
- He places his left hand into one third of his left sleeve of his shirt with much time and effort and is unable to continue with the activity.
- The certified nursing assistant then completes the remaining upper body dressing for Mr. K.

How would you code GG0130F?

What is your rationale?

GG0130F Coding Scenario

Coding: GG0130F would be coded **02, Substantial/maximal assistance.**

Rationale:

- Mr. K can perform a small portion of the activity of upper body dressing.
- Requires assistance by the helper for more than half of the effort of upper body dressing.

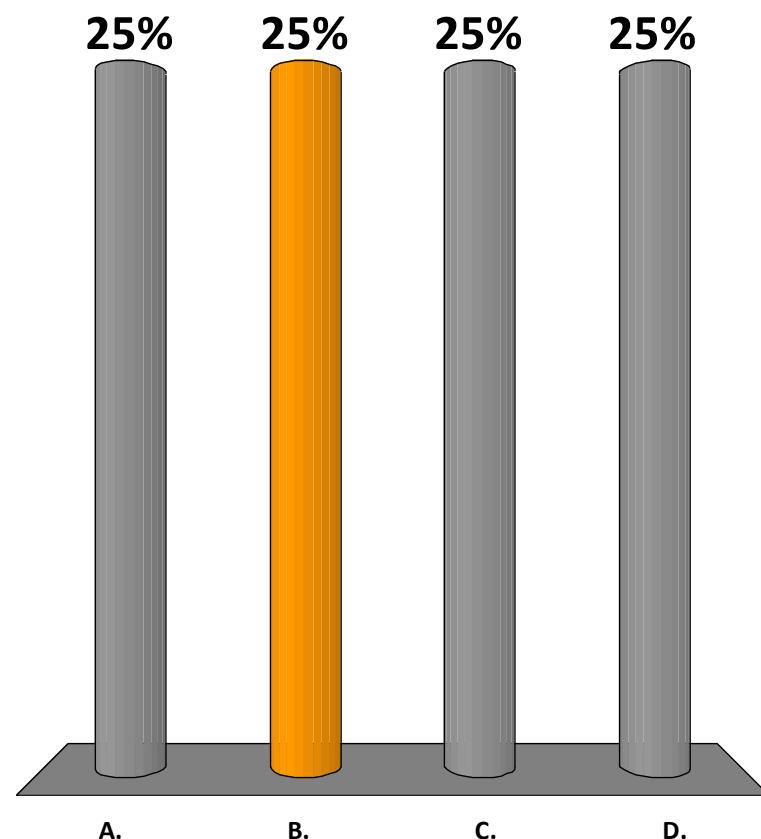
GG0130F Practice Coding Scenario

Upper Body Dressing:

- Mrs. Y has right side upper extremity weakness as a result of a stroke and has worked in therapy to re-learn how to dress her upper body.
- During the day, she only requires the certified nursing assistant to place her clothing next to her bedside. Mrs. Y can now use compensatory strategies to put on her bra and top without any assistance.
- At night she removes her top and bra independently and puts the clothes on the nightstand and the certified nursing assistant puts them away in her dresser.

How would you code GG0130F?

- A. Code **06**, Independent
- ✓ B. Code **05**, Setup or cleanup assistance
- C. Code **04**, Supervision or touching assistance
- D. Code **02**, Substantial/maximal assistance



30

GG0130F Practice Coding Scenario

Coding: GG0130F would be coded **05, Setup or cleanup assistance.**

Rationale: Mrs. Y dresses and undresses her upper body clothing and only requires the helper to retrieve her clothing; that is, setting up the clothing for her use. The description refers to her as “independent” (when removing clothes), but she needs setup assistance, so she is not “independent” with the entire activity of upper body dressing.

GG0130G

Self-Care: Lower Body Dressing

GG0130G. Lower Body Dressing

GG0130. Self-Care (3-day assessment period)		
Admission Performance	Discharge Goal	
↓ Enter Codes in Boxes ↓		
<input type="text"/>	<input type="text"/>	A. Eating: The ability to use suitable utensils to bring food to the mouth and swallow food once the meal is presented on a table/tray. Includes modified food consistency.
<input type="text"/>	<input type="text"/>	B. Oral hygiene: The ability to use suitable items to clean teeth. [Dentures (if applicable): The ability to remove and replace dentures from and to the mouth, and manage equipment for soaking and rinsing them.]
<input type="text"/>	<input type="text"/>	C. Toileting hygiene: The ability to maintain perineal hygiene, adjust clothes before and after using the toilet, commode, bedpan or urinal. If managing an ostomy, include wiping the opening but not managing equipment.
<input type="text"/>	<input type="text"/>	E. Shower/bathe self: The ability to bathe self in shower or tub, including washing, rinsing, and drying self. Does not include transferring in/out of tub/shower.
<input type="text"/>	<input type="text"/>	F. Upper body dressing: The ability to put on and remove shirt or pajama top; includes buttoning, if applicable.
<input type="text"/>	<input type="text"/>	G. Lower body dressing: The ability to dress and undress below the waist, including fasteners; does not include footwear.
<input type="text"/>	<input type="text"/>	H. Putting on/taking off footwear: The ability to put on and take off socks and shoes or other footwear that is appropriate for safe mobility.

G. Lower body dressing: footwear.

GG0130G Coding Scenario

Lower Body Dressing:

- Mrs. Z requires supervision while standing to pull up her underpants and pants to due to balance problems.
- Mrs. Z has a history of falls and has told her nurse she is worried about falling due to balance problems.

How would you code GG0130G?

What is your rationale?

GG0130G Coding Scenario

Coding: GG0130G would be coded **04**,
Supervision or touching assistance.

Rationale: The helper provides supervision due to safety concerns.

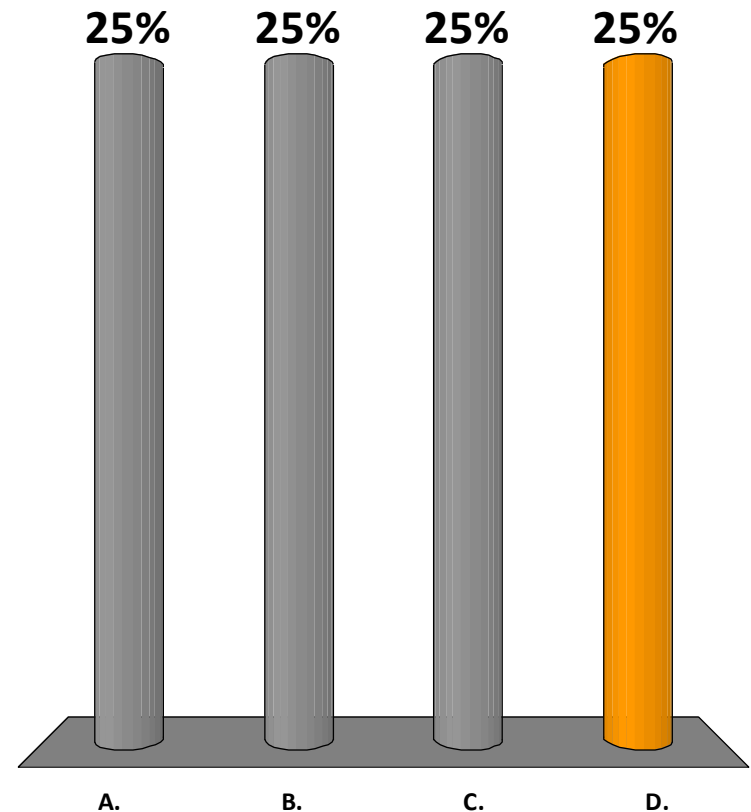
GG0130G Practice Coding Scenario

Lower Body Dressing:

- Mr. B was admitted to rehabilitation following a total hip replacement. During his acute hospital stay, Mr. B was unable to use adaptive equipment for dressing due to severe arthritis in his hands.
- Mr. B cannot independently thread his pants or underwear onto his feet due to hip precautions.
- Once the helper begins to thread his pants and underwear, Mr. B pulls them up to his knees, stands and pulls them up around his hips, and adjusts the clothing. The helper zips up his pants. The helper puts on his socks and shoes.

How would you code GG0130G?

- A. Code **06**, Independent
- B. Code **05**, Setup or cleanup assistance
- C. Code **04**, Supervision or touching assistance
- ✓ D. Code **03**, Partial/moderate assistance



30

GG0130G Practice Coding Scenario

Coding: GG0130G would be coded **03, Partial/moderate assistance.**

Rationale:

- The helper provides assistance with threading Mr. B's feet into his underwear and pants and zipping the pants.
- Mr. B performs the remaining lower body dressing tasks for this activity.
- Putting on and taking off socks and shoes is not included in this item; assistance with socks and shoes is coded under the item GG0130H. Putting on/taking off footwear.
- The helper performs less than half of the effort to complete lower body dressing.

GG0130G Coding Tips

- Putting on and taking off socks and shoes is not included under item GG0130G. Lower body dressing.
- Assistance with socks and shoes is coded under item GG0130H. Putting on/taking off footwear.

GG0130H

Self-Care: Putting on/Taking off Footwear

GG0130H. Putting on/Taking off Footwear

GG0130. Self-Care (3-day assessment period)		
Admission Performance	Discharge Goal	
↓ Enter Codes in Boxes ↓		
<input type="text"/>	<input type="text"/>	A. Eating: The ability to use suitable utensils to bring food to the mouth and swallow food once the meal is presented on a table/tray. Includes modified food consistency.
<input type="text"/>	<input type="text"/>	B. Oral hygiene: The ability to use suitable items to clean teeth. [Dentures (if applicable): The ability to remove and replace dentures from and to the mouth, and manage equipment for soaking and rinsing them.]
<input type="text"/>	<input type="text"/>	C. Toileting hygiene: The ability to maintain perineal hygiene, adjust clothes before and after using the toilet, commode, bedpan or urinal. If managing an ostomy, include wiping the opening but not managing equipment.
<input type="text"/>	<input type="text"/>	E. Shower/bathe self: The ability to bathe self in shower or tub, including washing, rinsing, and drying self. Does not include transferring in/out of tub/shower.
<input type="text"/>	<input type="text"/>	F. Upper body dressing: The ability to put on and remove shirt or pajama top; includes buttoning, if applicable.
<input type="text"/>	<input type="text"/>	G. Lower body dressing: The ability to dress and undress below the waist, including fasteners; does not include footwear.
<input type="text"/>	<input type="text"/>	H. Putting on/taking off footwear: The ability to put on and take off socks and shoes or other footwear that is appropriate for safe mobility.

H. Putting on/taking off footwear: appropriate for safe mobility

GG0130H Coding Scenario

Putting on/Taking off Footwear:

- Mrs. F was admitted to rehabilitation for a neurologic condition and experiences visual impairments, fine motor coordination and endurance issues.
- She requires setup for retrieving her socks and shoes which she prefers to keep in the closet. Mrs. F often drops her shoes and socks as she attempts to put them onto her feet or as she takes them off.
- Often the certified nursing assistant must first thread her socks or shoes over her toes and then Mrs. F can complete the task. Mrs. F needs the certified nursing assistant to initiate taking off her socks and unstrapping the Velcro used on her shoes.

How would you code GG0130H?

What is your rationale?

GG0130H Coding Scenario

Coding: GG0130H. Putting on/taking off footwear would be coded **03, Partial/moderate assistance.**

Rationale:

The helper provides assistance with initiating putting on and taking off Mrs. F's footwear due to her limitations of fine motor coordination when completing putting on/taking off footwear.

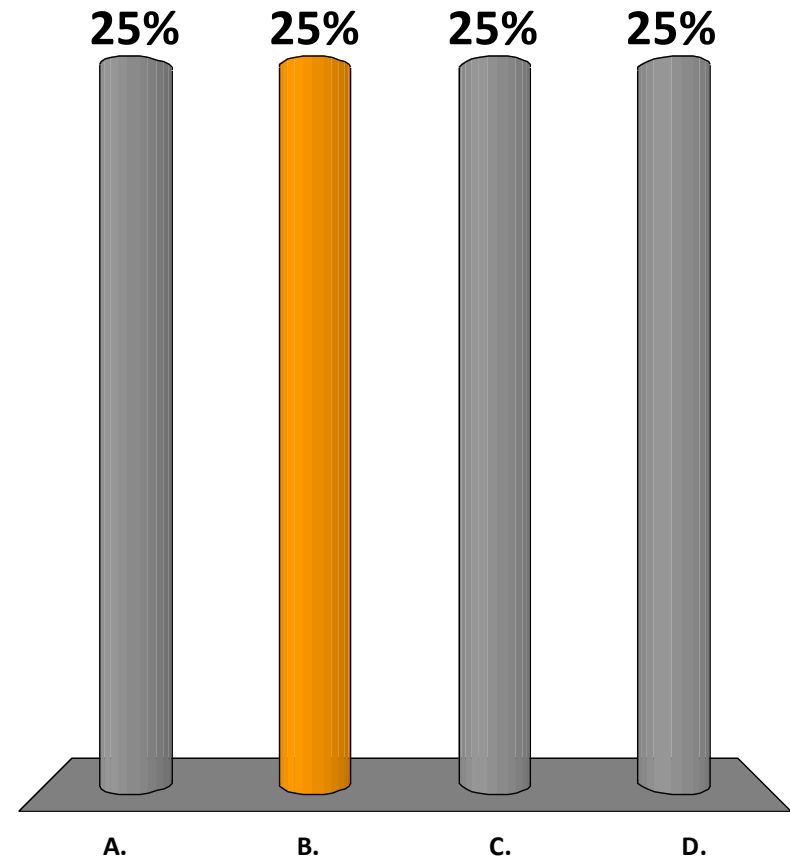
GG0130H Practice Coding Scenario

Putting on/Taking off Footwear:

- Mr. M is undergoing rehabilitation for right side upper and lower body weakness following a stroke. Mr. M has made significant progress toward his independence and will be discharged home tomorrow.
- Mr. M wears an Ankle Foot Orthosis (AFO) that he puts on his foot and ankle after he puts on his socks but before he puts on his shoes.
- He always places his AFO, socks and shoes within easy reach of his bed. While sitting on the bed he needs to bend over to take on and off his AFO, socks and shoes and occasionally loses his sitting balance requiring touching or steadying assistance for performing any of these tasks within the activity.

How would you code GG0130H?

- A. Code **05**, Setup or cleanup assistance
- ✓ B. Code **04**, Supervision or touching assistance
- C. Code **03**, Partial/moderate assistance
- D. Code **02**, Substantial/maximal assistance



30

GG0130H Practice Coding Scenario

Coding: GG0130H would be coded **04, Supervision or touching assistance.**

Rationale:

Mr. M puts on and takes off his socks, AFO and shoes by himself; however because of occasional loss of balance needs a helper to provide touching assistance when he is bending over.

GG0130 Discharge Goal

1. Admission Performance	2. Discharge Goal	
↓ Enter Codes in Boxes ↓		
<input type="text"/>	<input type="text"/>	A. Eating: The ability to use suitable utensils to bring food to the mouth and swallow food once the meal is presented on a table/tray. Includes modified food consistency.
<input type="text"/>	<input type="text"/>	B. Oral hygiene: The ability to use suitable items to clean teeth. [Dentures (if applicable): The ability to remove and replace dentures from and to the mouth, and manage equipment for soaking and rinsing them.]
<input type="text"/>	<input type="text"/>	C. Toileting hygiene: The ability to maintain perineal hygiene, adjust clothes before and after using the toilet, commode, bedpan or urinal. If managing an ostomy, include wiping the opening but not managing equipment.
<input type="text"/>	<input type="text"/>	E. Shower/bathe self: The ability to bathe self in shower or tub, including washing, rinsing, and drying self. Does not include transferring in/out of tub/shower.
<input type="text"/>	<input type="text"/>	F. Upper body dressing: The ability to put on and remove shirt or pajama top; includes buttoning, if applicable.
<input type="text"/>	<input type="text"/>	G. Lower body dressing: The ability to dress and undress below the waist, including fasteners; does not include footwear.
<input type="text"/>	<input type="text"/>	H. Putting on/taking off footwear: The ability to put on and take off socks and shoes or other footwear that is appropriate for safe mobility.

GG0130 Discharge Goal Coding Tips

- Use the 6-point scale to code the patient's Discharge Goal(s).
- Do not use codes 07, 09, or 88 to code Discharge Goal(s).
- Use a dash (-) to indicate that a specific activity is not a goal.
- Of note, one goal must be indicated for either self-care or mobility.
- Using the dash in this allowed instance does not affect APU determination

GG0130 Discharge Goal Coding Tips

- Licensed clinicians can establish a patient's Discharge Goal(s) at the time of admission based on:
 - Admission Assessment.
 - Discussions with the patient and family.
 - Professional judgment.
 - Professional's standard of practice.
- Goals should be established as part of the patient's care plan.

GG0130 Discharge Goal Coding Tips

- Goals may be determined by the clinician's consideration of:
 - Patient's medical condition(s).
 - Expected treatments.
 - Patient motivation to improve.
 - Anticipated length of stay based on patient's condition(s).
 - Prior self-care and mobility status.
 - Current multiple diagnoses.
 - Discussions with patient and family concerning discharge goals.
 - Anticipated assistance for patient at planned discharge setting/home.

GG0130 Discharge Goal Coding Tips

- If the admission performance of an activity was coded 88, Not attempted due to medical condition or safety concern during the admission assessment, a discharge goal may be submitted using the 6-point scale if the patient is expected to perform the activity by discharge.

GG0130 Discharge Goal Example (1)

Discharge Goal Code Is Higher Than Admission Performance Code:

- In the IRF, patients are expected to make gains in function by discharge.
- The code reported for the patient's Discharge Goal may be higher than the patient's Admission Performance code.

GG0130 Discharge Goal Example (1)

Shower/Bathe Self Admission Performance:

- Mr. M has stated that he prefers to bathe himself rather than depending on helpers or his wife to perform this activity.
- The clinician assesses Mr. M's Admission Performance for Shower/bathe self.
- The clinician codes Mr. M's Admission Performance as **02, Substantial/maximal assistance**, because the helper performs more than half the effort.

GG0130 Discharge Goal Example (1)

Shower/Bathe Self Discharge Goal:

- The clinician reflects upon the patient's:
 - Prior self-care functioning.
 - Current multiple diagnoses.
 - Expected treatments.
 - Motivation to improve.
 - Anticipated length of stay.
 - Medical prognosis.
- The clinician discusses Discharge Goals with the patient and family and they anticipate that by discharge Mr. M will require a helper to do less than half the effort in assisting him to complete the activity of bathing.

Coding: The clinician codes the Discharge Goal as **03, Partial/moderate assistance.**

GG0130 Discharge Goal Example (2)

Discharge Goal Code Is the Same as Admission Performance Code:

- A medically complex patient is not expected to progress to a higher level of functioning during the IRF stay for a specific activity.
- The clinician determines that the patient would be able to maintain his/her admission functional performance level.
- The clinician discusses functional status goals with the patient and his family and they agree that maintaining functioning for a specific activity is a reasonable goal.
- In this example, the Discharge Goal is coded at the same level as the patient's Admission Performance code.

GG0130 Discharge Goal Example (2)

Oral Hygiene Admission Performance:

- Mrs. E has stated her preference for participation twice daily in her oral hygiene activity. Mrs. E has severe arthritis, Parkinson's disease, diabetic neuropathy, and renal failure.
- These conditions result in multiple impairments (e.g., limited endurance, weak grasp, slow movements, tremors). The clinician observes Mrs. E's Admission Performance and discusses her usual performance with clinicians, caregivers, and family to determine the necessary interventions for skilled therapy (e.g., positioning of an adaptive toothbrush cuff, verbal cues, lifting, and supporting Mrs. E's limb).
- The clinician codes Mrs. E's Admission Performance as **02, Substantial/maximal assistance**. The helper does more than half the effort of the activity and performs more than half the effort when lifting or holding her limb also.

GG0130 Discharge Goal Example (2)

Oral Hygiene Admission and Discharge Goal:

Due to Mrs. E's progressive and degenerative condition, the clinician and patient feel that, while Mrs. E is not expected to make gains in oral hygiene performance, maintaining her function at this same level is desirable and achievable as a Discharge Goal.

Coding: The clinician anticipates her Discharge Performance will remain **02, Substantial/maximal assistance.**

Case Study: Mrs. G



- Please work in groups at your table to code the Admission Performance and Discharge Goals for GG0130 on Mrs. G's Admission Assessment.
- We will debrief in 10 minutes.

Coding Scenario: GG0130

Answers and Discussion

- How would you code **Admission Performance** for **GG0130. Self-Care** on Mrs. G's Admission Assessment?
 - **GG0130A: Eating –**
 - **GG0130B: Oral hygiene –**
 - **GG0130C: Toileting hygiene –**
 - **GG0130E: Shower/bathe self –**

Coding Scenario: GG0130

Answers and Discussion

- How would you code **Admission Performance** for **GG0130. Self-Care** on Mrs. G's Admission Assessment?
 - **GG0130A: Eating** – 04, Supervision or touching assistance.
 - **GG0130B: Oral hygiene** –
 - **GG0130C: Toileting hygiene** –
 - **GG0130E: Shower/bathe self** –

Coding Scenario: GG0130

Answers and Discussion

- How would you code **Admission Performance** for **GG0130. Self-Care** on Mrs. G's Admission Assessment?
 - **GG0130A: Eating** – 04, Supervision or touching assistance.
 - **GG0130B: Oral hygiene** – 05, Setup or cleanup assistance.
 - **GG0130C: Toileting hygiene** –
 - **GG0130E: Shower/bathe self** –

Coding Scenario: GG0130

Answers and Discussion

- How would you code **Admission Performance** for **GG0130. Self-Care** on Mrs. G's Admission Assessment?
 - **GG0130A: Eating** – 04, Supervision or touching assistance.
 - **GG0130B: Oral hygiene** – 05, Setup or cleanup assistance.
 - **GG0130C: Toileting hygiene** – 01, Dependent.
 - **GG0130E: Shower/bathe self** –

Coding Scenario: GG0130

Answers and Discussion

- How would you code **Admission Performance for GG0130. Self-Care** on Mrs. G's Admission Assessment?
 - **GG0130A: Eating** – 04, Supervision or touching assistance.
 - **GG0130B: Oral hygiene** – 05, Setup or cleanup assistance.
 - **GG0130C: Toileting hygiene** – 01, Dependent.
 - **GG0130E: Shower/bathe self** – 02, Substantial/maximal assistance.

Coding Scenario: GG0130

Answers and Discussion

- How would you code **Admission Performance** for **GG0130. Self-Care** on Mrs. G's Admission Assessment?
 - **GG0130F: Upper body dressing –**
 - **GG0130G: Lower body dressing –**
 - **GG0130H: Putting on/taking off footwear –**

Coding Scenario: GG0130

Answers and Discussion

- How would you code **Admission Performance** for **GG0130. Self-Care** on Mrs. G's Admission Assessment?
 - **GG0130F: Upper body dressing – 03, Partial/moderate assistance.**
 - **GG0130G: Lower body dressing –**
 - **GG0130H: Putting on/taking off footwear –**

Coding Scenario: GG0130

Answers and Discussion

- How would you code **Admission Performance** for **GG0130. Self-Care** on Mrs. G's Admission Assessment?
 - **GG0130F: Upper body dressing – 03, Partial/moderate assistance.**
 - **GG0130G: Lower body dressing – 01, Dependent.**
 - **GG0130H: Putting on/taking off footwear –**

Coding Scenario: GG0130

Answers and Discussion

- How would you code **Admission Performance** for **GG0130. Self-Care** on Mrs. G's Admission Assessment?
 - **GG0130F: Upper body dressing** – 03, Partial/moderate assistance.
 - **GG0130G: Lower body dressing** – 01, Dependent.
 - **GG0130H: Putting on/taking off footwear** – 01, Dependent.

Coding Scenario: GG0130

Answers and Discussion

- How would you code the **Discharge Goals** for **GG0130. Self-Care** on Mrs. G's Admission Assessment?
 - **GG0130A: Eating –**
 - **GG0130B: Oral hygiene –**
 - **GG0130C: Toileting hygiene –**
 - **GG0130E: Shower/bathe self –**

Coding Scenario: GG0130

Answers and Discussion

- How would you code for the **Discharge Goals GG0130. Self-Care** on Mrs. G's Admission Assessment?
 - **GG0130A: Eating** – 06, Independent.
 - **GG0130B: Oral hygiene** –
 - **GG0130C: Toileting hygiene** –
 - **GG0130E: Shower/bathe self** –

Coding Scenario: GG0130

Answers and Discussion

- How would you code for the **Discharge Goals GG0130. Self-Care** on Mrs. G's Admission Assessment?
 - **GG0130A: Eating** – 06, Independent.
 - **GG0130B: Oral hygiene** – 06, Independent.
 - **GG0130C: Toileting hygiene** –
 - **GG0130E: Shower/bathe self** –

Coding Scenario: GG0130

Answers and Discussion

- How would you code for the **Discharge Goals GG0130. Self-Care** on Mrs. G's Admission Assessment?
 - **GG0130A: Eating** – 06, Independent.
 - **GG0130B: Oral hygiene** – 06, Independent.
 - **GG0130C: Toileting hygiene** – 04, Supervision or touching assistance.
 - **GG0130E: Shower/bathe self** –

Coding Scenario: GG0130

Answers and Discussion

- How would you code for the **Discharge Goals GG0130. Self-Care** on Mrs. G's Admission Assessment?
 - **GG0130A: Eating** – 06, Independent.
 - **GG0130B: Oral hygiene** – 06, Independent.
 - **GG0130C: Toileting hygiene** – 04, Supervision or touching assistance.
 - **GG0130E: Shower/bathe self** – 04, Supervision or touching assistance.

Coding Scenario: GG0130

Answers and Discussion

- How would you code the **Discharge Goals** for **GG0130. Self-Care** on Mrs. G's Admission Assessment?
 - **GG0130F: Upper body dressing –**
 - **GG0130G: Lower body dressing –**
 - **GG0130H: Putting on/taking off footwear –**

Coding Scenario: GG0130

Answers and Discussion

- How would you code the **Discharge Goals** for **GG0130. Self-Care** on Mrs. G's Admission Assessment?
 - **GG0130F: Upper body dressing – 04,**
Supervision or touching assistance.
 - **GG0130G: Lower body dressing –**
 - **GG0130H: Putting on/taking off footwear –**

Coding Scenario: GG0130

Answers and Discussion

- How would you code the **Discharge Goals** for **GG0130. Self-Care** on Mrs. G's Admission Assessment?
 - **GG0130F: Upper body dressing – 04,** Supervision or touching assistance.
 - **GG0130G: Lower body dressing – 03,** Partial/moderate assistance.
 - **GG0130H: Putting on/taking off footwear –**

Coding Scenario: GG0130

Answers and Discussion

- How would you code the **Discharge Goals** for **GG0130. Self-Care** on Mrs. G's Admission Assessment?
 - **GG0130F: Upper body dressing** – 04, Supervision or touching assistance.
 - **GG0130G: Lower body dressing** – 03, Partial/moderate assistance.
 - **GG0130H: Putting on/taking off footwear** – 03, Partial/moderate assistance.

GG0170

Mobility

(3-Day Assessment Period)

GG0170. Mobility (3-Day Assessment Period)

Patient _____ Identifier _____ Date _____ OMB No. 0938-0842

Section GG Functional Abilities and Goals

GG0170. Mobility (3-day assessment period)

Code the patient's usual performance at admission for each activity using the 6-point scale. If activity was not attempted at admission, code the reason. Code the patient's discharge goal(s) using the 6-point scale.

CODING:
Safety and Quality of Performance - If helper assistance is required because patient's performance is unsafe or of poor quality, score according to amount of assistance provided.
Activities may be completed with or without assistive devices.
 06. **Independent** - Patient completes the activity by him/herself with no assistance from a helper.
 05. **Setup or clean-up assistance** - Helper SETS UP or CLEANS UP; patient completes activity. Helper assists only prior to or following the activity.
 04. **Supervision or touching assistance** - Helper provides VERBAL CLUES or TOUCHING/STEADYING assistance as patient completes activity. Assistance may be provided throughout the activity or intermittently.
 03. **Partial/moderate assistance** - Helper does LESS THAN HALF the effort. Helper lifts, holds or supports trunk or limbs, but provides less than half the effort.
 02. **Substantial/maximal assistance** - Helper does MORE THAN HALF the effort. Helper lifts or holds trunk or limbs and provides more than half the effort.
 01. **Dependent** - Helper does ALL of the effort. Patient does none of the effort to complete the activity. Or, the assistance of 2 or more helpers is required for the patient to complete the activity.

If activity was not attempted, code reason:
 07. **Patient refused**
 09. **Not applicable**
 88. Not attempted due to **medical condition or safety concerns**

1. Admission Performance	2. Discharge Goal	
↓ Enter Codes in Boxes ↓		
<input type="text"/>	<input type="text"/>	A. Roll left and right: The ability to roll from lying on back to left and right side, and return to lying on back.
<input type="text"/>	<input type="text"/>	B. Sit to lying: The ability to move from sitting on side of bed to lying flat on the bed.
<input type="text"/>	<input type="text"/>	C. Lying to sitting on side of bed: The ability to safely move from lying on the back to sitting on the side of the bed with feet flat on the floor, and with no back support.
<input type="text"/>	<input type="text"/>	D. Sit to stand: The ability to safely come to a standing position from sitting in a chair or on the side of the bed.
<input type="text"/>	<input type="text"/>	E. Chair/bed-to-chair transfer: The ability to safely transfer to and from a bed to a chair (or wheelchair).
<input type="text"/>	<input type="text"/>	F. Toilet transfer: The ability to safely get on and off a toilet or commode.
<input type="text"/>	<input type="text"/>	G. Car transfer: The ability to transfer in and out of a car or van on the passenger side. Does not include the ability to open/close door or fasten seat belt.
<input type="text"/>	<input type="text"/>	H1. Does the patient walk? 0. No, and walking goal is not clinically indicated → Skip to GG0170Q1. Does the patient use a wheelchair/scooter? 1. No, and walking goal is clinically indicated → Code the patient's discharge goal(s) for items GG0170I, J, K, L, M, N, O, and P. For admission performance, skip to GG0170Q1. Does the patient use a wheelchair/scooter? 2. Yes → Continue to GG0170I. Walk 10 feet
<input type="text"/>	<input type="text"/>	I. Walk 10 feet: Once standing, the ability to walk at least 10 feet in a room, corridor or similar space.
<input type="text"/>	<input type="text"/>	J. Walk 50 feet with two turns: Once standing, the ability to walk at least 50 feet and make two turns.
<input type="text"/>	<input type="text"/>	K. Walk 150 feet: Once standing, the ability to walk at least 150 feet in a corridor or similar space.

Quality Indicators - Admission
DRAFT Corrected Version 1.4

Page 8

GG0170. Mobility (3-Day Assessment Period)

Patient _____ Identifier _____ OMB No. 0938-0842
Date _____

Section GG Functional Abilities and Goals

GG0170. Mobility (3-day assessment period) - Continued

Code the patient's usual performance at admission for each activity using the 6-point scale. If activity was not attempted at admission, code the reason. Code the patient's discharge goal(s) using the 6-point scale.

CODING:
Safety and Quality of Performance - If helper assistance is required because patient's performance is unsafe or of poor quality, score according to amount of assistance provided.
Activities may be completed with or without assistive devices.
 06. **Independent** - Patient completes the activity by him/herself with no assistance from a helper.
 05. **Setup or clean-up assistance** - Helper SETS UP or CLEANS UP; patient completes activity. Helper assists only prior to or following the activity.
 04. **Supervision or touching assistance** - Helper provides VERBAL CUES or TOUCHING/STEADYING assistance as patient completes activity. Assistance may be provided throughout the activity or intermittently.
 03. **Partial/moderate assistance** - Helper does LESS THAN HALF the effort. Helper lifts, holds or supports trunk or limbs, but provides less than half the effort.
 02. **Substantial/maximal assistance** - Helper does MORE THAN HALF the effort. Helper lifts or holds trunk or limbs and provides more than half the effort.
 01. **Dependent** - Helper does ALL of the effort. Patient does none of the effort to complete the activity. Or, the assistance of 2 or more helpers is required for the patient to complete the activity.

If activity was not attempted, code the reason:
 07. Patient refused
 09. Not applicable
 88. Not attempted due to medical condition or safety concerns

1. Admission Performance	2. Discharge Goal	
Enter Codes in Boxes		
<input type="text"/>	<input type="text"/>	L. Walking 10 feet on uneven surfaces: The ability to walk 10 feet on uneven or sloping surfaces, such as grass or gravel.
<input type="text"/>	<input type="text"/>	M. 1 step (curb): The ability to step over a curb or up and down one step.
<input type="text"/>	<input type="text"/>	N. 4 steps: The ability to go up and down four steps with or without a rail.
<input type="text"/>	<input type="text"/>	O. 12 steps: The ability to go up and down 12 steps with or without a rail.
<input type="text"/>	<input type="text"/>	P. Picking up object: The ability to bend/stoop from a standing position to pick up a small object, such as a spoon, from the floor.
<input type="text"/>	<input type="text"/>	Q1. Does the patient use a wheelchair/scooter? 0. No → Skip to H0350. Bladder Continence 1. Yes → Continue to GG0170R. Wheel 50 feet with two turns
<input type="text"/>	<input type="text"/>	R. Wheel 50 feet with two turns: Once seated in wheelchair/scooter, the ability to wheel at least 50 feet and make two turns.
<input type="text"/>	<input type="text"/>	RR1. Indicate the type of wheelchair/scooter used. 1. Manual 2. Motorized
<input type="text"/>	<input type="text"/>	S. Wheel 150 feet: Once seated in wheelchair/scooter, the ability to wheel at least 150 feet in a corridor or similar space.
<input type="text"/>	<input type="text"/>	SS1. Indicate the type of wheelchair/scooter used. 1. Manual 2. Motorized

Quality Indicators - Admission
DRAFT Corrected Version 1.4

Page 9

GG0170 Item Rationale

- Patients in IRFs may have mobility limitations on admission.
- Patients may be at risk of further functional decline during their stay in the IRF.

GG0170 Steps for Assessment

1. Assess the patient's mobility abilities based on:
 - Direct observation.
 - Patient's self-report.
 - Reports from the clinician, care staff, or family as documented in the medical record during the 3-day assessment period.
2. Patients should be allowed to perform activities as independently as possible, as long as they are safe.

GG0170 Steps for Assessment

3. If helper assistance is required because the patient's performance is unsafe or of poor quality, score according to amount of assistance provided.
4. Activities may be completed with or without assistive device(s). Use of assistive device(s) to complete an activity should not affect coding of the activity.

GG0170 Steps for Assessment

5. If the patient's mobility performance varies during the assessment period, report the patient's usual status.
 - **Not** the patient's most independent performance.
 - **Not** the patient's most dependent episode.
6. Refer to facility, Federal, and State policies and procedures to determine which IRF staff members may complete an assessment.

GG0170 Coding Instructions

- Code the patient's usual performance for each activity using the 6-point scale:
 - Code **"06"** for Independent.
 - Code **"05"** for Setup or cleanup assistance.
 - Code **"04"** for Supervision or touching assistance.
 - Code **"03"** for Partial/moderate assistance.
 - Code **"02"** for Substantial/maximal assistance.
 - Code **"01"** for Dependent.

GG0170 Coding Instructions

- Code “**07**” for Patient refused.
- Code “**09**” for Not applicable.
- Code “**88**” for Not attempted due to medical condition or safety concerns.

GG0170 Coding Tips

- When reviewing health records, interviewing staff, and observing the patient, be familiar with the definition of each activity.
- On the Admission Assessment, code the patient's usual performance using the 6-point scale, or one of the 3 “activity was not attempted” codes to specify the reason why an activity was not attempted, as well as the patient's Discharge Goal(s) using the same 6-point scale.
- On discharge, use the same 6-point scale or “activity was not attempted” codes that were used on the Admission Assessment to identify the patient's usual performance on the Discharge Assessment.

GG0170 Coding Tips

- Do not record the patient's best performance and do not record the patient's worst performance, but rather record the patient's **usual performance**.
- Do not record the staff's assessment of the patient's potential capability to perform the activity.
- If two or more helpers are required to assist the patient to complete the activity, code as **01, Dependent**.
- If the patient does not attempt the activity and a helper does not complete the activity for the patient, code the reason the activity was not attempted.

GG0170 Coding Tips

- To clarify your own understanding and observations about a patient's performance of an activity, ask probing questions, beginning with the general and proceed to the more specific. See examples of using probes when talking with staff at the end of this section.

GG0170 Use of the Dash

- A dash (“-”) sign indicates “No information.”
- CMS expects dash use for Admission and Discharge Performance items to be a rare occurrence.
- Do not use a dash (“-”) if the item was not assessed because:
 - Patient refused (code 07).
 - Item is not applicable (code 09).
 - Activity was not attempted due to medical condition or safety concerns (code 88).

GG0170 Use of the Dash

- Use of dashes for Admission and Discharge Performance items may result in a payment reduction.
- Completion of at least one discharge goal is required for one of the self-care or mobility items for each patient.
- While a dash should be a rare occurrence, the use of the dash in the coding of a discharge goal is permitted.
- Using the dash in this allowed instance does not affect APU determination.

GG0170A

Mobility: Roll Left and Right

GG0170A.

Roll Left and Right

A. Roll left and right:

GG0170. Mobility (3-day assessment period)		
1. Admission Performance	2. Discharge Goal	
↓ Enter Codes in Boxes ↓		
<input type="text"/>	<input type="text"/>	A. Roll left and right: The ability to roll from lying on back to left and right side, and return to lying on back.
<input type="text"/>	<input type="text"/>	B. Sit to lying: The ability to move from sitting on side of bed to lying flat on the bed.
<input type="text"/>	<input type="text"/>	C. Lying to sitting on side of bed: The ability to safely move from lying on the back to sitting on the side of the bed with feet flat on the floor, and with no back support.
<input type="text"/>	<input type="text"/>	D. Sit to stand: The ability to safely come to a standing position from sitting in a chair or on the side of the bed.
<input type="text"/>	<input type="text"/>	E. Chair/bed-to-chair transfer: The ability to safely transfer to and from a bed to a chair (or wheelchair).
<input type="text"/>	<input type="text"/>	F. Toilet transfer: The ability to safely get on and off a toilet or commode.
<input type="text"/>	<input type="text"/>	G. Car transfer: The ability to transfer in and out of a car or van on the passenger side. Does not include the ability to open/close door or fasten seat belt.

GG0170A Coding Scenario

Roll Left and Right:

- The physical therapist helps Mr. R turn onto his right side by instructing him to bend his left leg and roll to his right side.
- He then instructs him how to position his limbs to return to lying on his back and then to repeat a similar process for rolling onto his left side and then return to lying on his back.
- Mr. R completes the activity without physical assistance from a helper.

How would you code GG0170A?

What is your rationale?

GG0170A Coding Scenario

Coding: GG0170A would be coded **04, Supervision or touching assistance.**

Rationale:

- The physical therapist provides verbal cues (i.e., instructions) to Mr. R as he rolls from his back to his right side and returns to lying on his back.
- The physical therapist does not provide any physical assistance.

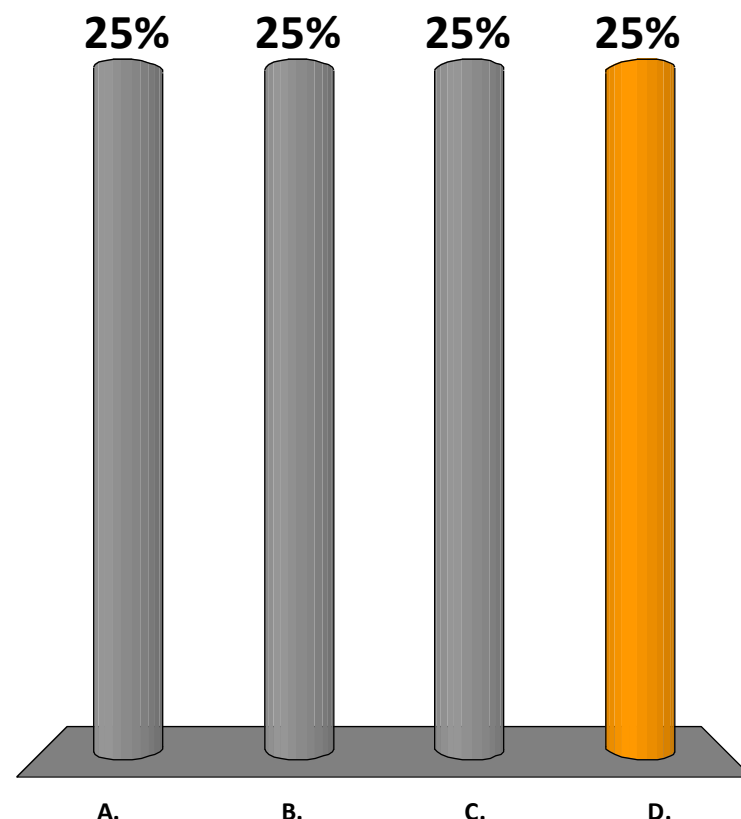
GG0170A Practice Coding Scenario

Roll Left and Right:

- Mr. R has a history of skin breakdown. The nurse instructs him to turn onto his right side providing step-by-step instructions to use the bedrail, bend his left leg, and then roll onto his right side.
- The patient attempts to roll with the use of the bedrail, but indicates he cannot do the task. The nurse then rolls him onto his right side.
- Next, the patient is instructed to return to lying on his back, which he successfully completes.
- Mr. R then requires physical assistance from the nurse to roll onto his left side and to return to lying on his back to complete the activity.

How would you code GG0170A?

- A. Code **06**, Independent
- B. Code **05**, Setup or cleanup assistance
- C. Code **04**, Supervision or touching assistance
- ✓ D. Code **02**, Substantial/maximal assistance



30

GG0170A Practice Coding Scenario

Coding: GG0170A would be coded **02**,
Substantial/maximal assistance.

Rationale: The nurse provided more than half of the effort for the patient to complete the activity of roll left and right.

GG0170B

Mobility: Sit to Lying

GG0170B. Sit to Lying

GG0170. Mobility (3-day assessment period)		
1. Admission Performance	2. Discharge Goal	
↓ Enter Codes in Boxes ↓		
<input type="text"/>	<input type="text"/>	A. Roll left and right: The ability to roll from lying on back to left and right side, and return to lying on back.
<input type="text"/>	<input type="text"/>	B. Sit to lying: The ability to move from sitting on side of bed to lying flat on the bed.
<input type="text"/>	<input type="text"/>	C. Lying to sitting on side of bed: The ability to safely move from lying on the back to sitting on the side of the bed with feet flat on the floor, and with no back support.
<input type="text"/>	<input type="text"/>	D. Sit to stand: The ability to safely come to a standing position from sitting in a chair or on the side of the bed.
<input type="text"/>	<input type="text"/>	E. Chair/bed-to-chair transfer: The ability to safely transfer to and from a bed to a chair (or wheelchair).
<input type="text"/>	<input type="text"/>	F. Toilet transfer: The ability to safely get on and off a toilet or commode.
<input type="text"/>	<input type="text"/>	G. Car transfer: The ability to transfer in and out of a car or van on the passenger side. Does not include the ability to open/close door or fasten seat belt.

B. Sit to lying: The a

GG0170B Coding Scenario

Sit to Lying:

- Mrs. H requires assistance from a nurse to transfer from sitting at the edge of the bed to lying flat on the bed because of paralysis on her right side.
- The helper lifts and positions Mrs. H's right leg. Mrs. H uses her arms to position her upper body.
- Overall, Mrs. H performs more than half of the effort.

How would you code GG0170B?

What is your rationale?

GG0170B Coding Scenario

Coding: GG0170B. Sit to lying would be coded **03, Partial/moderate assistance.**

Rationale: A helper lifts Mrs. H's right leg and helps her position it as she moves from a seated to a lying position; Mrs. H does more than half of the effort.

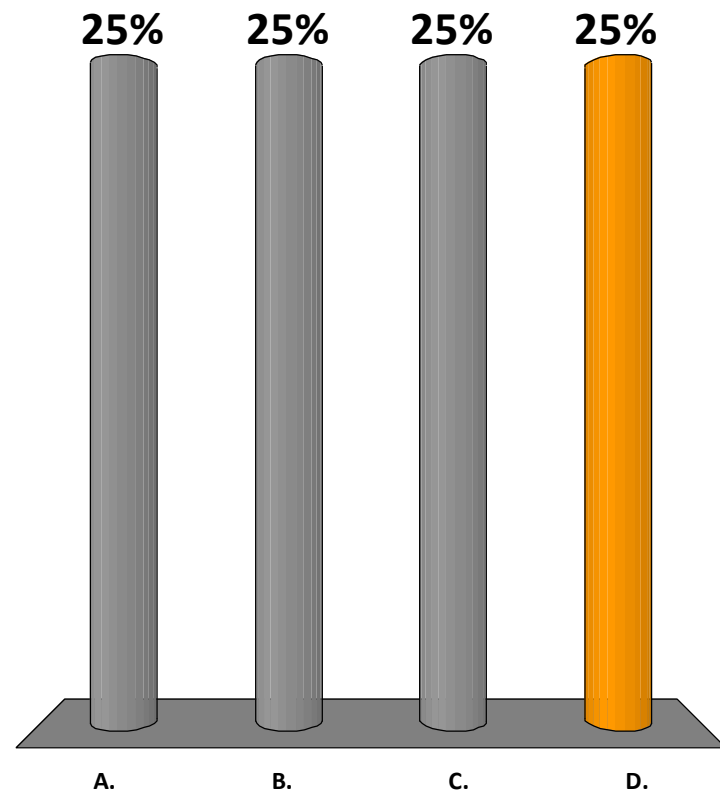
GG0170B Practice Coding Scenario

Sit to Lying:

- Mrs. H requires assistance from two certified nursing assistants to transfer from sitting at the edge of the bed to lying flat on the bed due to paralysis on her right side, obesity, and cognitive limitations.
- One of the certified nursing assistants explains to Mrs. H each step of the sitting to lying activity. Mrs. H is then fully assisted to get from sitting to a lying position on the bed.
- Mrs. H makes no attempt to assist while asked to perform the incremental steps of the activity.

How would you code GG0170B?

- A. Code **04**, Supervision or touching assistance
- B. Code **03**, Partial/moderate assistance
- C. Code **02**, Substantial/maximal assistance
- ✓ D. Code **01**, Dependent



30

GG0170B Practice Coding Scenario

Coding: GG0170B. Sit to lying would be coded **01, Dependent**.

Rationale:

- The assistance of two certified nursing assistants was needed to complete the activity of sit to lying.
- If two or more helpers are required to assist the patient to complete an activity, code as **01, Dependent**.

GG0170C

Mobility: Lying to Sitting on
Side of Bed

GG0170C.

Lying to Sitting on Side of Bed

GG0170. Mobility (3-day assessment period)		
1. Admission Performance	2. Discharge Goal	
↓ Enter Codes in Boxes ↓		
<input type="text"/>	<input type="text"/>	A. Roll left and right: The ability to roll from lying on back to left and right side, and return to lying on back.
<input type="text"/>	<input type="text"/>	B. Sit to lying: The ability to move from sitting on side of bed to lying flat on the bed.
<input type="text"/>	<input type="text"/>	C. Lying to sitting on side of bed: The ability to safely move from lying on the back to sitting on the side of the bed with feet flat on the floor, and with no back support.
<input type="text"/>	<input type="text"/>	D. Sit to stand: The ability to safely come to a standing position from sitting in a chair or on the side of the bed.
<input type="text"/>	<input type="text"/>	E. Chair/bed-to-chair transfer: The ability to safely transfer to and from a bed to a chair (or wheelchair).
<input type="text"/>	<input type="text"/>	F. Toilet transfer: The ability to safely get on and off a toilet or commode.
<input type="text"/>	<input type="text"/>	G. Car transfer: The ability to transfer in and out of a car or van on the passenger side. Does not include the ability to open/close door or fasten seat belt.

C. Lying to sitting on side of bed:

GG0170C Coding Scenario

Lying to Sitting on Side of Bed:

- Mr. B pushes up on the bed to attempt to get himself from a lying to a seated position as the occupational therapist provides much of the lifting assistance necessary for him to sit upright.
- The occupational therapist provides assistance as Mr. B scoots himself to the edge of the bed and lowers his feet to the floor.
- Overall, the occupational therapist performs more than half of the effort.

How would you code GG0170C?

What is your rationale?

GG0170C Coding Scenario

Coding: GG0170C would be coded **02, Substantial/maximal assistance.**

Rationale: The helper provides lifting assistance (more than half the effort) as the patient moves from a lying to sitting position.

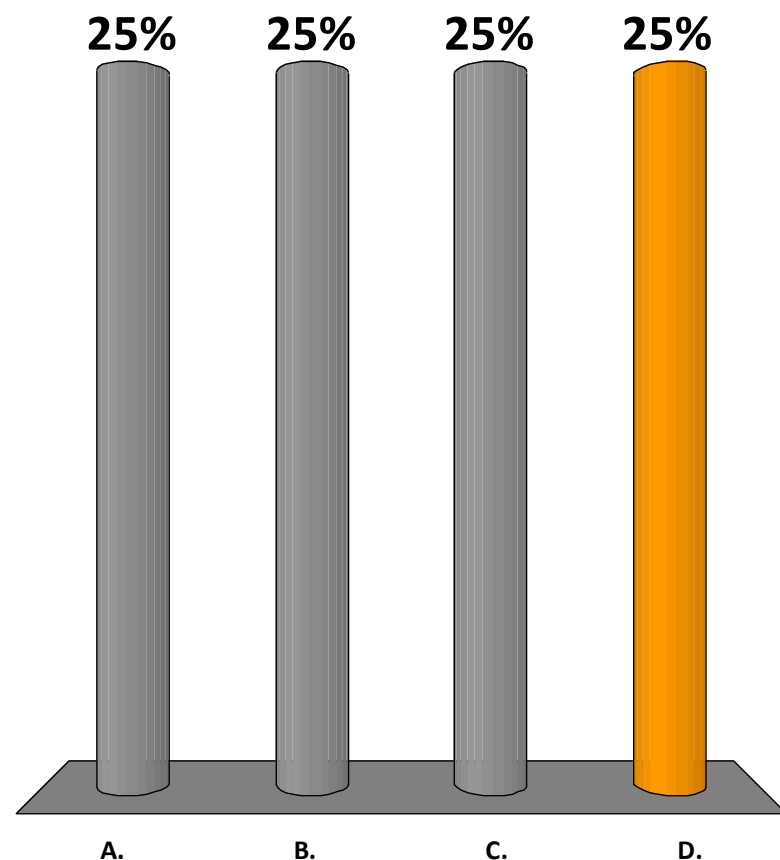
GG0170C Practice Coding Scenario

Lying to Sitting on Side of Bed:

- Ms. P is being treated for sepsis and has multiple infected wounds on her lower extremities.
- Full assistance from the certified nursing assistant is needed to move Ms. P from a lying position to sitting on the side of her bed because she usually has pain in her lower extremities upon movement

How would you code GG0170C?

- A. Code **04**, Supervision or touching assistance
- B. Code **03**, Partial/moderate assistance
- C. Code **02**, Substantial/maximal assistance
- ✓ D. Code **01**, Dependent



30

GG0170C Practice Coding Scenario

Coding: GG0170C would be coded **01, Dependent.**

Rationale: The helper fully completed the activity of lying to sitting on the side of bed for the patient.

GG0170D

Mobility: Sit to Stand

GG0170D. Sit to Stand

GG0170. Mobility (3-day assessment period)		
1. Admission Performance	2. Discharge Goal	
↓ Enter Codes in Boxes ↓		
<input type="text"/>	<input type="text"/>	A. Roll left and right: The ability to roll from lying on back to left and right side, and return to lying on back.
<input type="text"/>	<input type="text"/>	B. Sit to lying: The ability to move from sitting on side of bed to lying flat on the bed.
<input type="text"/>	<input type="text"/>	C. Lying to sitting on side of bed: The ability to safely move from lying on the back to sitting on the side of the bed with feet flat on the floor, and with no back support.
<input type="text"/>	<input type="text"/>	D. Sit to stand: The ability to safely come to a standing position from sitting in a chair or on the side of the bed.
<input type="text"/>	<input type="text"/>	E. Chair/bed-to-chair transfer: The ability to safely transfer to and from a bed to a chair (or wheelchair).
<input type="text"/>	<input type="text"/>	F. Toilet transfer: The ability to safely get on and off a toilet or commode.
<input type="text"/>	<input type="text"/>	G. Car transfer: The ability to transfer in and out of a car or van on the passenger side. Does not include the ability to open/close door or fasten seat belt.

D. Sit to stand:

GG0170D Coding Scenario

Sit to Stand:

- Mr. M has osteoarthritis and is recovering from sepsis.
- Mr. M transitions from a sitting to a standing position with the steadying (touching) assistance of the nurse's hand on Mr. M's trunk.

How would you code GG0170D?

What is your rationale?

GG0170D Coding Scenario

Coding: GG0170D. Sit to stand would be coded **04, Supervision or touching assistance.**

Rationale: The helper provides touching assistance only.

GG0170D Practice Coding Scenario

Nurse: “Please describe how Mrs. L usually moves from sitting on the side of the bed or chair to a standing position. Once she is sitting, how does she get to a standing position?”

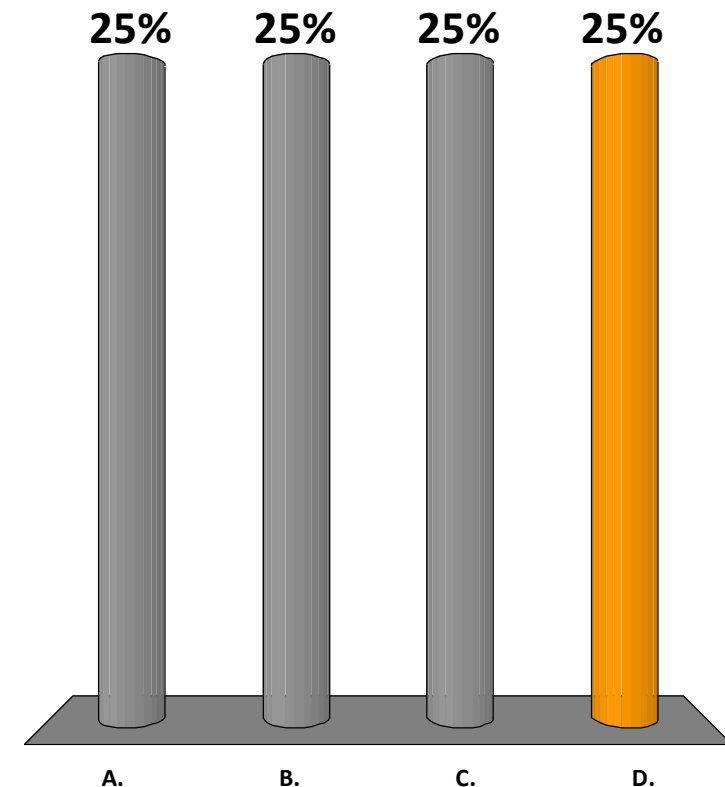
CNA: “She needs help to get to sitting up and then standing.”

Nurse: “I’d like to know how much help she needs for safely rising up from sitting in a chair or sitting on the bed to get to standing position.”

CNA: “She needs two people to assist her to stand up from sitting on the side of the bed or when she is sitting in a chair.”

How would you code GG0170D?

- A. Code **04**, Supervision or touching assistance
- B. Code **03**, Partial/moderate assistance
- C. Code **02**, Substantial/maximal assistance
- ✓ D. Code **01**, Dependent



30

GG0170D Practice Coding Scenario

Coding: GG0170D would be coded **01, Dependent.**

Rationale: Mrs. L requires the assistance of two helpers to complete the activity.

GG0170E

Mobility: Chair/Bed-to-Chair Transfer

GG0170E.

Chair/Bed-to-Chair Transfer

GG0170. Mobility (3-day assessment period)		
1. Admission Performance	2. Discharge Goal	
↓ Enter Codes in Boxes ↓		
<input type="text"/>	<input type="text"/>	E. Chair/bed-to-chair transfer:
<input type="text"/>	<input type="text"/>	A. Roll left and right: The ability to roll from lying on back to left and right side, and return to lying on back.
<input type="text"/>	<input type="text"/>	B. Sit to lying: The ability to move from sitting on side of bed to lying flat on the bed.
<input type="text"/>	<input type="text"/>	C. Lying to sitting on side of bed: The ability to safely move from lying on the back to sitting on the side of the bed with feet flat on the floor, and with no back support.
<input type="text"/>	<input type="text"/>	D. Sit to stand: The ability to safely come to a standing position from sitting in a chair or on the side of the bed.
<input type="text"/>	<input type="text"/>	E. Chair/bed-to-chair transfer: The ability to safely transfer to and from a bed to a chair (or wheelchair).
<input type="text"/>	<input type="text"/>	F. Toilet transfer: The ability to safely get on and off a toilet or commode.
<input type="text"/>	<input type="text"/>	G. Car transfer: The ability to transfer in and out of a car or van on the passenger side. Does not include the ability to open/close door or fasten seat belt.

GG0170E Coding Scenario

Chair/Bed-to-Chair Transfer:

- Mr. F's medical conditions include morbid obesity, diabetes mellitus, and sepsis, and he recently underwent bilateral above-the-knee amputations.
- Mr. F requires full assistance with transfers from the bed to the wheelchair using a lift device.
- Two certified nursing assistants are required for safety when using the device to transfer Mr. F from the bed to a wheelchair.
- Mr. F is unable to assist in the transfer from his bed to the wheelchair.

How would you code GG0170E?

What is your rationale?

GG0170E Coding Scenario

Coding: GG0170E would be coded **01, Dependent.**

Rationale:

- The two helpers completed all the effort for the activity of chair/bed-to-chair transfer.
- If two or more helpers are required to assist the patient to complete an activity, code as **01, Dependent.**

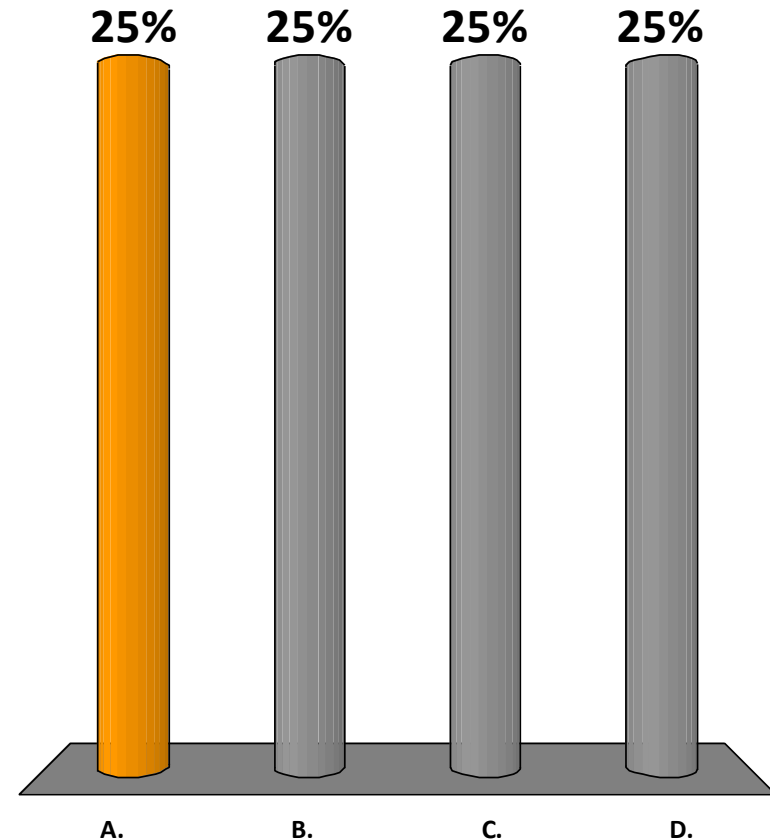
GG0170E Practice Coding Scenario

Chair/Bed-to-Chair Transfer:

- Mr. C is sitting on the side of the bed.
- He stands and pivots into the chair as the nurse provides contact-guard (touching) assistance.
- The nurse reports that one time Mr. C only required verbal cues for safety, but usually Mr. C requires touching assistance.

How would you code GG0170E?

- ✓ A. Code **04**, Supervision or touching assistance
- B. Code **03**, Partial/moderate assistance
- C. Code **02**, Substantial/maximal assistance
- D. Code **01**, Dependent



30

GG0170E Practice Coding Scenario

Coding: GG0170E would be coded **04, Supervision or touching assistance.**

Rationale: The helper provides touching assistance during the transfers.

GG0170F

Mobility: Toilet Transfer

GG0170F. Toilet Transfer

GG0170. Mobility (3-day assessment period)		
1. Admission Performance	2. Discharge Goal	
↓ Enter Codes in Boxes ↓		
<input type="text"/>	<input type="text"/>	A. Roll left and right: The ability to roll from lying on back to left and right side, and return to lying on back.
<input type="text"/>	<input type="text"/>	B. Sit to lying: The ability to move from sitting on side of bed to lying flat on the bed.
<input type="text"/>	<input type="text"/>	C. Lying to sitting on side of bed: The ability to safely move from lying on the back to sitting on the side of the bed with feet flat on the floor, and with no back support.
<input type="text"/>	<input type="text"/>	D. Sit to stand: The ability to safely come to a standing position from sitting in a chair or on the side of the bed.
<input type="text"/>	<input type="text"/>	E. Chair/bed-to-chair transfer: The ability to safely transfer to and from a bed to a chair (or wheelchair).
<input type="text"/>	<input type="text"/>	F. Toilet transfer: The ability to safely get on and off a toilet or commode.
<input type="text"/>	<input type="text"/>	G. Car transfer: The ability to transfer in and out of a car or van on the passenger side. Does not include the ability to open/close door or fasten seat belt.

F. Toilet transfer:

GG0170F Coding Scenario

Toilet Transfer:

- Mrs. Y is anxious about getting up to use the bathroom.
- She asks the certified nursing assistant to stay with her in the bathroom as she gets on and off the toilet.
- The certified nursing assistant stays with her, as requested, and provides verbal encouragement and instructions (cues) to Mrs. Y.

How would you code GG0170F?

What is your rationale?

GG0170F Coding Scenario

Coding: GG0170F would be coded **04**,
Supervision or touching assistance.

Rationale: The helper provides supervision/verbal cues as Mrs. Y transfers onto and off the toilet.

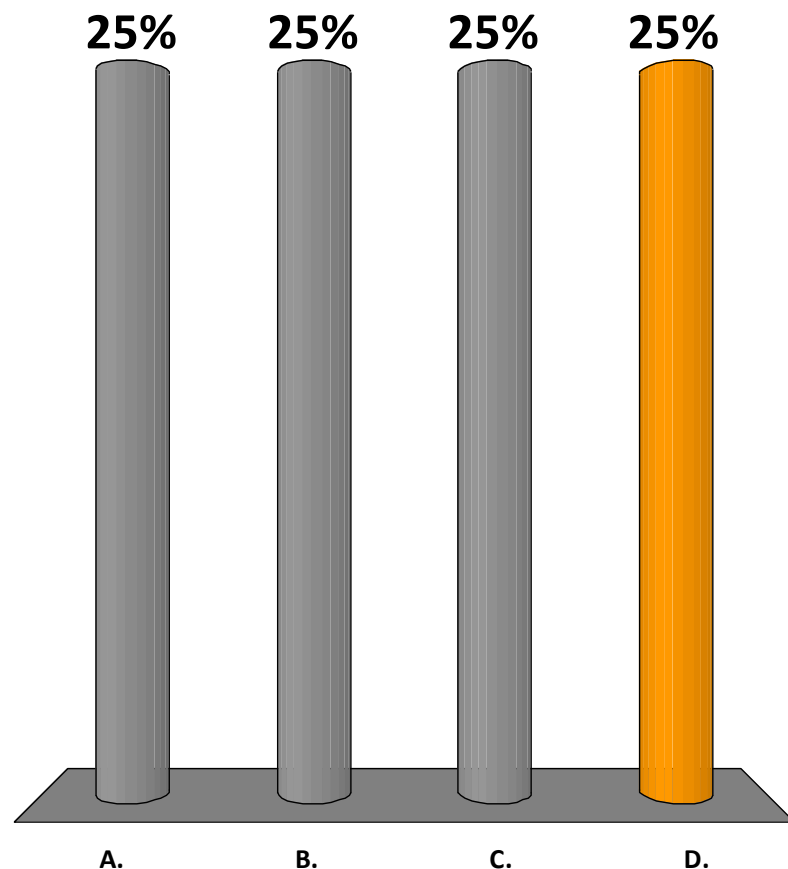
GG0170F Practice Coding Scenario

Toilet Transfer:

- Mr. H has paraplegia incomplete, pneumonia, and COPD.
- Mr. H prefers to use the bedside commode when moving his bowels.
- Due to his severe weakness, history of falls, and dependent transfer status, two certified nursing assistants assist during the toilet transfer.

How would you code GG0170F?

- A. Code **04**, Supervision or touching assistance
- B. Code **03**, Partial/moderate assistance
- C. Code **02**, Substantial/maximal assistance
- ✓ D. Code **01**, Dependent



30

GG0170F Practice Coding Scenario

Coding: GG0170F would be coded **01, Dependent.**

Rationale: The activity required the assistance of two or more helpers for the patient to complete the activity.

GG0170G

Mobility: Car Transfer

GG0170G. Car Transfer

GG0170. Mobility (3-day assessment period)		
1. Admission Performance	2. Discharge Goal	
↓ Enter Codes in Boxes ↓		
<input type="text"/>	<input type="text"/>	A. Roll left and right: The ability to roll from lying on back to left and right side, and return to lying on back.
<input type="text"/>	<input type="text"/>	B. Sit to lying: The ability to move from sitting on side of bed to lying flat on the bed.
<input type="text"/>	<input type="text"/>	C. Lying to sitting on side of bed: The ability to safely move from lying on the back to sitting on the side of the bed with feet flat on the floor, and with no back support.
<input type="text"/>	<input type="text"/>	D. Sit to stand: The ability to safely come to a standing position from sitting in a chair or on the side of the bed.
<input type="text"/>	<input type="text"/>	E. Chair/bed-to-chair transfer: The ability to safely transfer to and from a bed to a chair (or wheelchair).
<input type="text"/>	<input type="text"/>	F. Toilet transfer: The ability to safely get on and off a toilet or commode.
<input type="text"/>	<input type="text"/>	G. Car transfer: The ability to transfer in and out of a car or van on the passenger side. Does not include the ability to open/close door or fasten seat belt.

G. Car transfer:

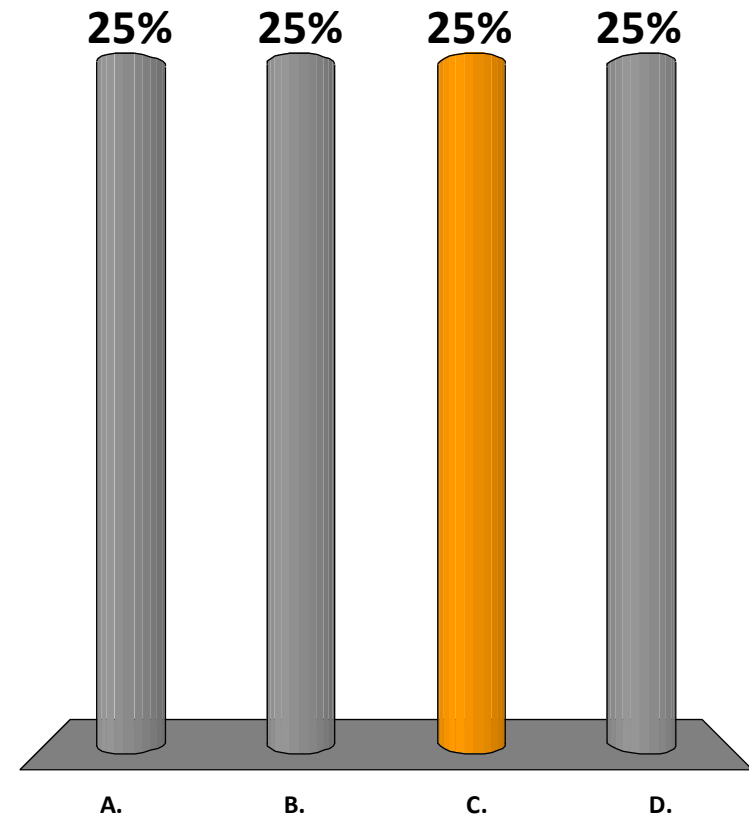
GG0170G Practice Coding Scenario

Car Transfer:

- During her rehabilitation stay, Mrs. N works with an occupational therapist on transfers in and out of the passenger side of a simulated car.
- On the day before her discharge, Mrs. N requires verbal reminders for safety and light touching assistance as she transfers into and out of the car.
- The therapist instructs her on strategic hand placement as she transitions to sitting on the passenger seat. She needs light touching as she moves her feet into the car once seated.
- The same amount and type of assistance is needed for her to transfer from the car seat to a standing position. The therapist opens and closes the door.

How would you code GG0170G?

- A. Code **06**, Independent
- B. Code **05**, Setup or cleanup assistance
- ✓ C. Code **04**, Supervision or touching assistance
- D. Code **03**, Partial/moderate assistance



30

GG0170G Practice Coding Scenario

Coding: GG0170G would be coded **04, Supervision or touching assistance.**

Rationale:

- The helper provides touching assistance as the patient transfers in and out of the passenger seat of the car.
- This item includes transfers in a real or simulated car.
- Opening and closing the car door is not included in the definition of this activity.

GG0170H1

Mobility: Does the Patient Walk?

GG0170H1.

Does the Patient Walk?

GG0170. Mobility (3-day assessment period)		
1. Admission Performance	2. Discharge Goal	
↓ Enter Codes in Boxes ↓		
		<input type="checkbox"/> H1. Does the patient walk? 0. No, and walking goal is not achieved 1. No, and walking goal is partially achieved 2. Yes → Continue to GG0170l. Walk 10 feet
<input type="text"/>	<input type="text"/>	I. Walk 10 feet: Once standing, the ability to walk at least 10 feet in a room, corridor or similar space.
<input type="text"/>	<input type="text"/>	J. Walk 50 feet with two turns: Once standing, the ability to walk at least 50 feet and make two turns.
<input type="text"/>	<input type="text"/>	K. Walk 150 feet: Once standing, the ability to walk at least 150 feet in a corridor or similar space.

H1. Does the patient walk?

0. **No**, and walking goal is not achieved

1. **No**, and walking goal is partially achieved

2. **Yes** → Continue to GG0170l. Walk 10 feet

GG0170H1 Coding Scenario

Does the Patient Walk?

- Mr. Z currently does not walk, but a walking goal is clinically indicated.

How would you code
GG0170H1?

What is your rationale?

Refer to definitions of
response codes 0, 1, and 2.

<input type="checkbox"/>	<p>H1. Does the patient walk?</p> <p>0. No, and walking goal is not clinically indicated → <i>Skip to GG0170Q1. Does the patient use a wheelchair/scooter?</i></p> <p>1. No, and walking goal is clinically indicated → <i>Code the patient's Discharge Goal(s) for items GG0170I, J, and K. For Admission Performance, skip to GG0170Q1. Does the patient use a wheelchair/scooter?</i></p> <p>2. Yes → <i>Continue to GG0170I. Walk 10 feet</i></p>
--------------------------	---

GG0170H1 Coding Scenario

Coding: GG0170H1 would be coded 1, No, and walking goal is clinically indicated.

Rationale:

- Patient does not currently walk, so no Admission Performance code is entered for the walking items.
- However, a walking goal is clinically indicated and walking goals may be coded.

GG0170H1 Practice Coding Scenario

Does the Patient Walk?

- Ms. Y currently walks with great difficulty due to her progressive neurological disease.
- It is not expected that Ms. Y will continue to walk.
- Ms. Y also uses a wheelchair.



H1. Does the patient walk?

0. **No**, and walking goal **is not** clinically indicated → *Skip to GG0170Q1. Does the patient use a wheelchair/scooter?*
1. **No**, and walking goal **is** clinically indicated → *Code the patient's Discharge Goal(s) for items GG0170I, J, and K. For Admission Performance, skip to GG0170Q1. Does the patient use a wheelchair/scooter?*
2. **Yes** → *Continue to GG0170I. Walk 10 feet*

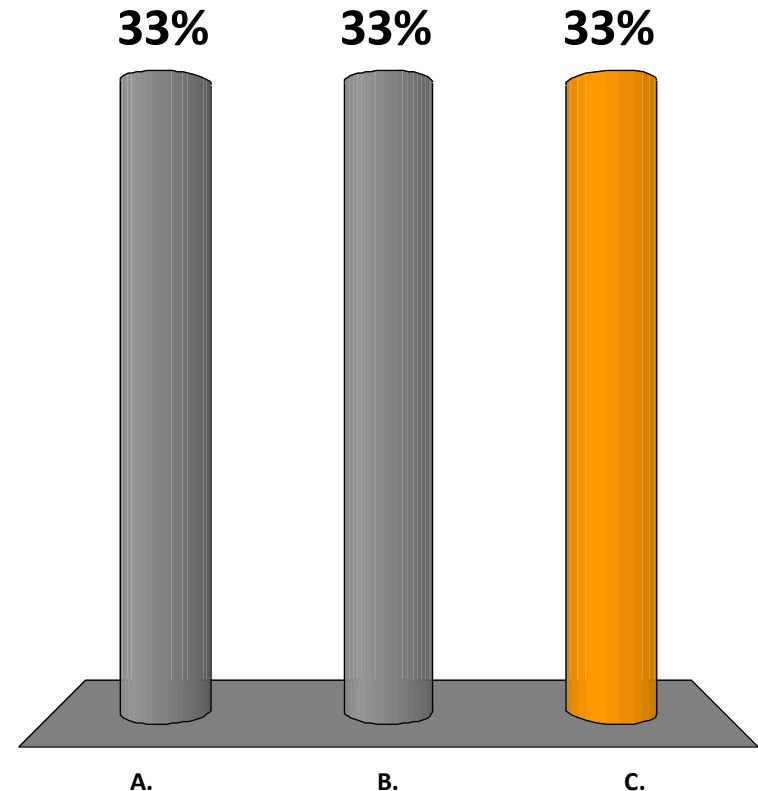
Refer to definitions of response codes 0, 1, and 2.

How would you code GG0170H1?

A. Code **0**, **No**, and walking **is not** clinically indicated

B. Code **1**, **No**, and walking **is** clinically indicated

✓ C. Code **2**, **Yes**



30

GG0170H1 Practice Coding Scenario

Coding: GG0170H1 would be coded **2, Yes**, and each walking Admission Performance activity for walk, stairs and pick up object items would then be coded.

Rationale: The patient currently walks and Admission Performance codes are entered for each walking item.

GG0170I

Mobility: Walk 10 Feet

GG0170I. Walk 10 Feet

GG0170. Mobility (3-day assessment period)		
1. Admission Performance	2. Discharge Goal	
↓ Enter Codes in Boxes ↓		
		<div style="border: 1px solid black; padding: 5px; display: inline-block;">I. Walk 10 feet:</div> <p>H1. Does the patient walk?</p> <p>0. No, and walking goal is not clinically indicated → Skip to GG0170Q1. Does the patient use a wheelchair/scooter?</p> <p>1. No, and walking goal is clinically indicated → Code the patient's discharge goal(s) for GG0170I, J, K, L, M, N, O, and P. For admission performance, skip to GG0170Q1. Does the patient use a wheelchair/scooter?</p> <p>2. Yes → Continue to GG0170I. Walk 10 feet</p>
<input type="text"/>	<input type="text"/>	I. Walk 10 feet: Once standing, the ability to walk at least 10 feet in a room, corridor or similar space.
<input type="text"/>	<input type="text"/>	J. Walk 50 feet with two turns: Once standing, the ability to walk at least 50 feet and make two turns.
<input type="text"/>	<input type="text"/>	K. Walk 150 feet: Once standing, the ability to walk at least 150 feet in a corridor or similar space.

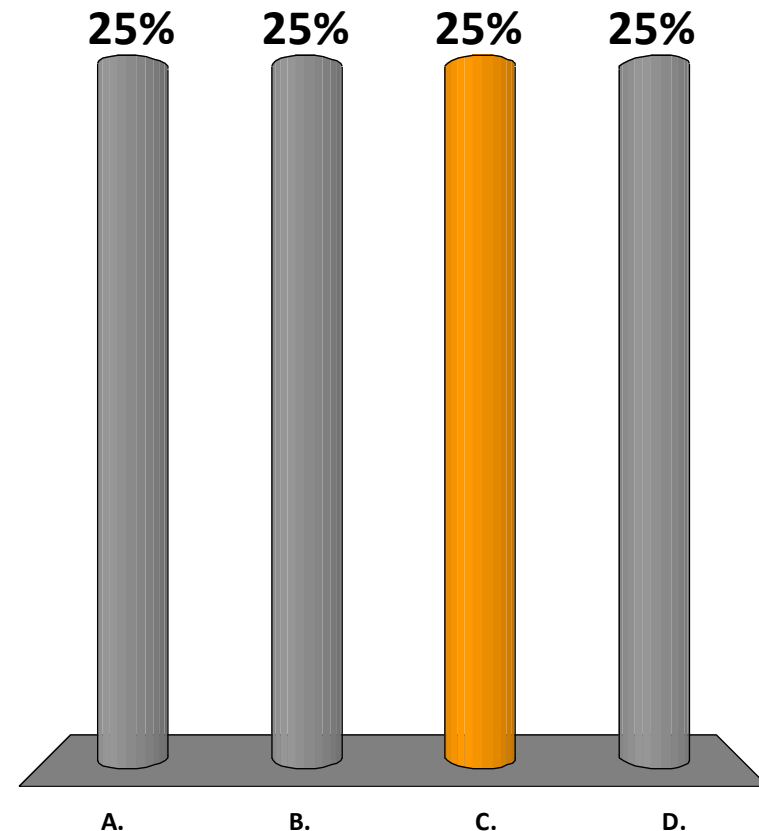
GG0170I Practice Coding Scenario

Walk 10 Feet:

- Mrs. C has Parkinson's disease and walks with a walker.
- The physical therapist must advance the walker for Mrs. C with each step.
- The physical therapist assists Mrs. C by physically initiating the stepping movement forward, advancing Mrs. C's foot during the activity of walking 10 feet.
- The assistance provided to Mrs. C is more than half of the effort for her to walk the 10-foot distance.

How would you code GG0170I?

- A. Code **04**, Supervision or touching assistance
- B. Code **03**, Partial/moderate assistance
- ✓ C. Code **02**, Substantial/maximal assistance
- D. Code **01**, Dependent



30

GG0170I Practice Coding Scenario

Coding: GG0170I would be coded **02, Substantial/maximal assistance.**

Rationale: The helper provides more than half the effort as the patient completes the activity.

GG0170J

Mobility: Walk 50 Feet With
Two Turns

GG0170J.

Walk 50 Feet With Two Turns

GG0170. Mobility (3-day assessment period)			
1. Admission Performance		2. Discharge Goal	
↓ Enter Codes in Boxes ↓			
		<input type="checkbox"/>	H1. Does the patient walk? 0. No, and walking goal is not clinically indicated → Skip to GG0170Q1. Does the patient use a wheelchair/scooter? 1. No, and walking goal is clinically indicated → Code the patient's discharge goal(s) for GG0170I, J, K, L, M, N, O, and P. For admission performance, skip to GG0170Q1. Does the patient use a wheelchair/scooter? 2. Yes → Continue to GG0170I. Walk 10 feet
<input type="text"/>	<input type="text"/>		I. Walk 10 feet: Once standing, the ability to walk at least 10 feet in a room, corridor or similar space.
<input type="text"/>	<input type="text"/>		J. Walk 50 feet with two turns: Once standing, the ability to walk at least 50 feet and make two turns.
<input type="text"/>	<input type="text"/>		K. Walk 150 feet: Once standing, the ability to walk at least 150 feet in a corridor or similar space.

Definition of a Turn

A turn is defined as 90 degrees.

- The turns may be in the same direction (2 90-degree turns to the right or 2 90-degree turns to the left) OR in different directions (1 90-degree turn to the left and 1 90-degree turn to the right).
- The 90-degree turn should occur at the person's ability level and can include use of an assistive device (for example cane, wheelchair).

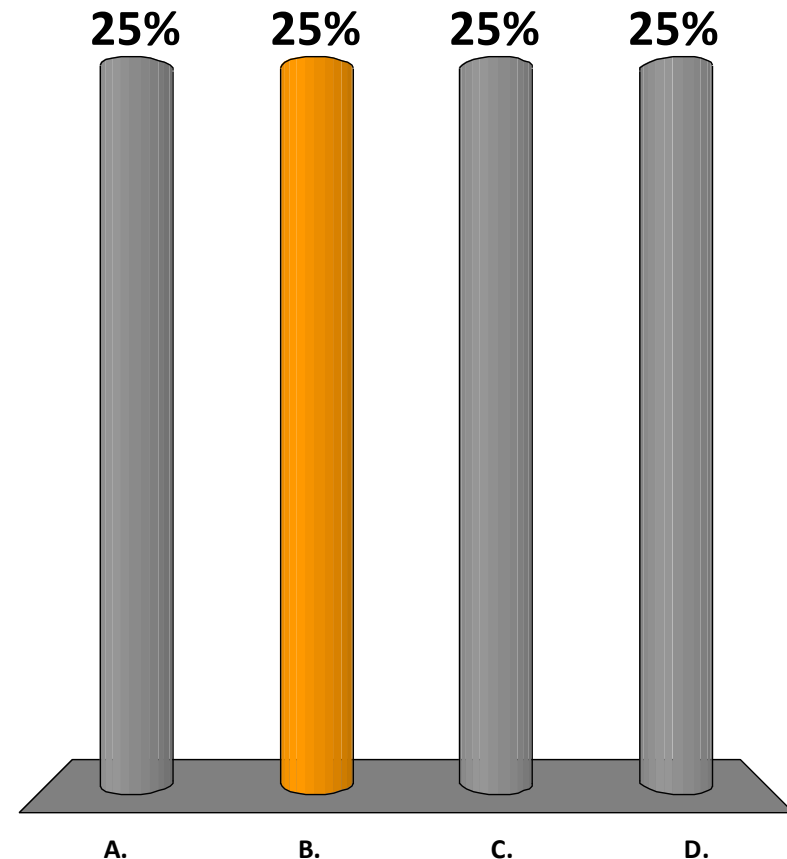
GG0170J Practice Coding Scenario

Walk 50 Feet With Two Turns:

- Mrs. L is unable to bear her full weight on her left leg.
- As she walks 60 feet down the hall with her crutches and making two turns (around a corner and into her room), her husband supports her trunk.
- He provides less than half the effort.

How would you code GG0170J?

- A. Code **04**, Supervision or touching assistance
- ✓ B. Code **03**, Partial/moderate assistance
- C. Code **02**, Substantial/maximal assistance
- D. Code **01**, Dependent



30

GG0170J Practice Coding Scenario

Coding: GG0170J would be coded **03**,
Partial/moderate assistance.

Rationale: The helper (her husband) provides trunk support as the patient walks more than 50 feet and two turns.

GG0170K

Mobility: Walk 150 Feet

GG0170K. Walk 150 Feet

GG0170. Mobility (3-day assessment period)			
1. Admission Performance	2. Discharge Goal		
↓ Enter Codes in Boxes ↓			
<div style="display: flex; justify-content: space-around;"> <div style="border: 1px solid black; width: 30px; height: 30px;"></div> <div style="border: 1px solid black; width: 30px; height: 30px;"></div> </div>		H1. Does the patient walk? 0. No, and walking goal is not clinically indicated → Skip to GG0170Q1. Does the patient use a wheelchair/scooter? 1. No, and walking goal is clinically indicated → Code the patient's discharge goal(s) for GG0170I, J, K, L, M, N, O, and P. For admission performance, skip to GG0170Q1. Does the patient use a wheelchair/scooter? 2. Yes → Continue to GG0170L. Walk 10 feet	
		I. Walk 10 feet: Once standing, the ability to walk at least 10 feet in a room, corridor or similar space.	
		J. Walk 50 feet with two turns: Once standing, the ability to walk at least 50 feet and make two turns.	
		K. Walk 150 feet: Once standing, the ability to walk at least 150 feet in a corridor or similar space.	

K. Walk 150 feet:

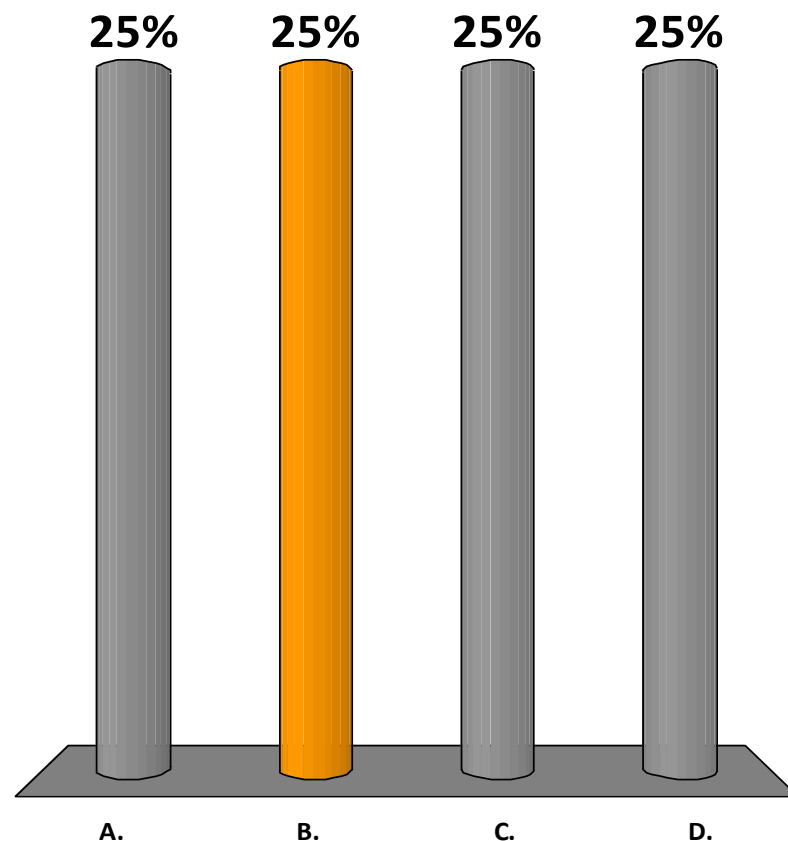
GG0170K Practice Coding Scenario

Walk 150 Feet:

Mr. J is recovering from a brain injury. He walks 150 feet without physical assistance, but requires verbal instructions to be safe. He does not recall the location of his room or the therapy gym, so he requires supervision while walking.

How would you code GG0170K?

- A. Code **01**, Dependent
- ✓ B. Code **04**, Supervision or touching assistance
- C. Code **07**, Patient refused
- D. Code **09**, Not applicable



30

GG0170K Practice Coding Scenario

Coding: GG0170K would be coded **04**,
Supervision of touching assistance.

Rationale: Mr. J does not require physical assistance. He does require supervision due to cognitive limitations.

GG0170L

Mobility: Walking 10 Feet on Uneven Surfaces

GG0170L.

Walking 10 Feet on Uneven Surfaces

GG0170. Mobility (3-day assessment)

1. Admission Performance	2. Discharge Goal	
↓ Enter Codes in Boxes ↓		
<input type="text"/>	<input type="text"/>	L. Walking 10 feet on uneven surfaces: The ability to walk 10 feet on uneven or sloping surfaces, such as grass or gravel.
<input type="text"/>	<input type="text"/>	M. 1 step (curb): The ability to step over a curb or up and down one step.
<input type="text"/>	<input type="text"/>	N. 4 steps: The ability to go up and down four steps with or without a rail.
<input type="text"/>	<input type="text"/>	O. 12 steps: The ability to go up and down 12 steps with or without a rail.
<input type="text"/>	<input type="text"/>	P. Picking up object: The ability to bend/stoop from a standing position to pick up a small object, such as a spoon, from the floor.

L. Walking 10 feet on uneven surfaces:

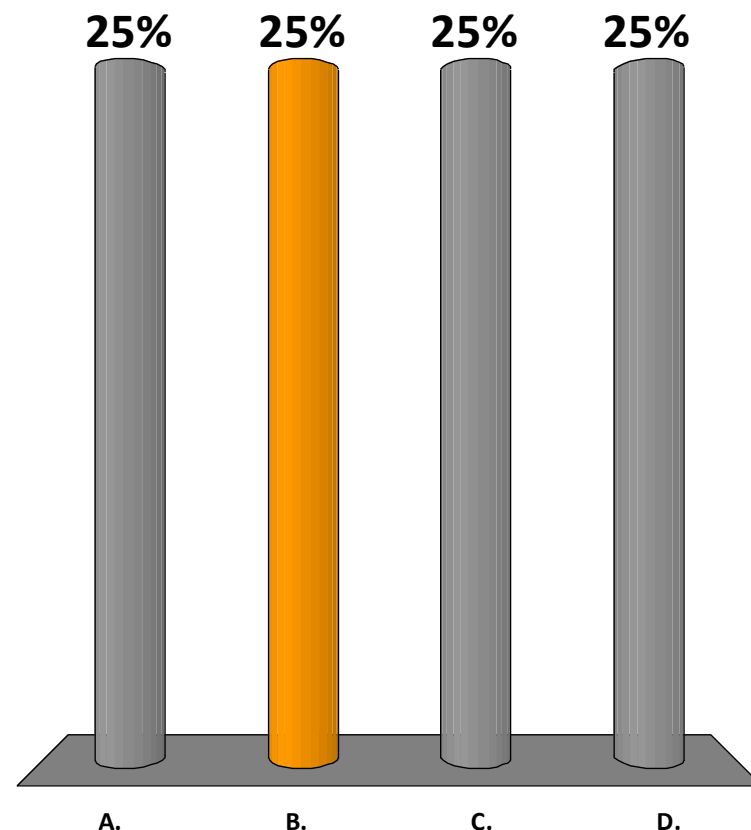
GG0170L Practice Coding Scenario

Walking 10 Feet on Uneven Surfaces:

- Mrs. N has severe joint degenerative disease and is recovering from sepsis.
- Upon discharge, Mrs. N will need to be able to walk on the uneven and sloping surfaces of her driveway.
- Near the end of her IRF stay, the physical therapist takes Mrs. N outside to walk on uneven surfaces.
- Mrs. N requires the therapist's weight-bearing assistance several times during walking in order to prevent Mrs. N from falling as she walks 10 feet over uneven surfaces.

How would you code GG0170L?

- A. Code **04**, Supervision or touching assistance
- ✓ B. Code **03**, Partial/moderate assistance
- C. Code **02**, Substantial/maximal assistance
- D. Code **01**, Dependent



30

GG0170L Practice Coding Scenario

Coding: GG0170L would be coded **03, Partial/moderate assistance.**

Rationale:

- Mrs. N requires the helper to provide weight-bearing assistance several times to prevent her from falling as she walks 10 feet on uneven surfaces.
- The helper does less than half the effort for walking 10 feet on uneven surfaces.

GG0170M

Mobility: 1 Step (Curb)

GG0170M. 1 Step (Curb)

GG0170. Mobility (3-day assessment period) - Continued		
1. Admission Performance	2. Discharge Goal	
↓ Enter Codes in Boxes ↓		
<input type="text"/>	<input type="text"/>	L. Walking 10 feet on uneven surfaces: The ability to walk 10 feet on uneven or sloping surfaces, such as grass or gravel.
<input type="text"/>	<input type="text"/>	M. 1 step (curb): The ability to step over a curb or up and down one step.
<input type="text"/>	<input type="text"/>	N. 4 steps: The ability to go up and down four steps with or without a rail.
<input type="text"/>	<input type="text"/>	O. 12 steps: The ability to go up and down 12 steps with or without a rail.
<input type="text"/>	<input type="text"/>	P. Picking up object: The ability to bend/stoop from a standing position to pick up a small object, such as a spoon, from the floor.

M. 1 step (curb):

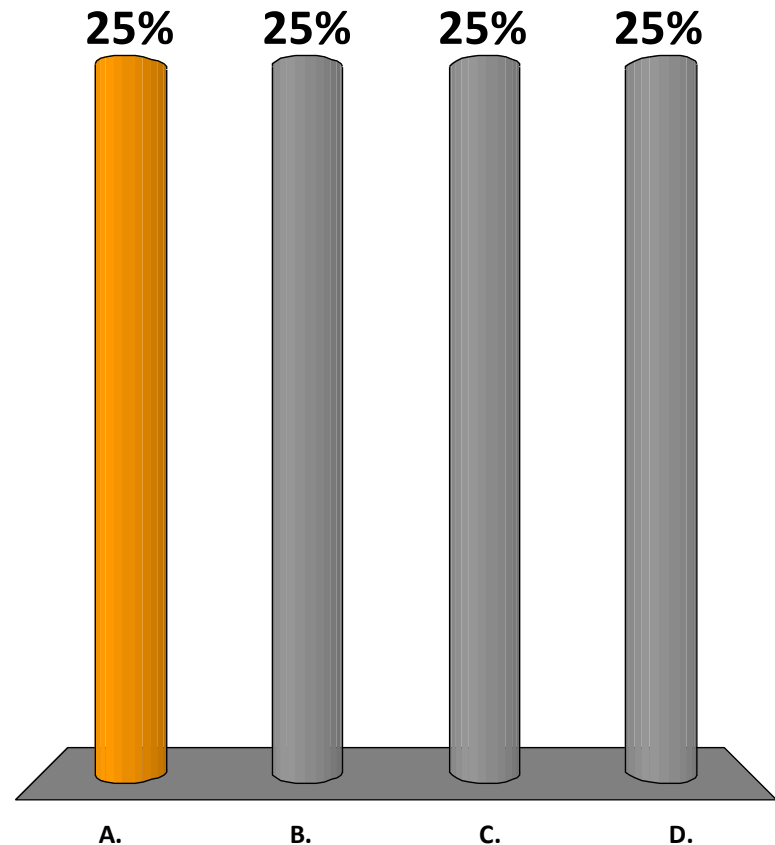
GG0170M Practice Coding Scenario

1 Step (Curb):

- Mrs. Z had a stroke and needs to learn how to step up and down one step to enter and exit her home.
- The physical therapist provides standby assistance as she uses her quad cane to aid her balance in stepping up one step.
- The physical therapist provides touching assistance as Mrs. Z uses her cane for balance and steps down one step.

How would you code GG0170M?

- ✓ A. Code **04**, Supervision or touching assistance
- B. Code **03**, Partial/moderate assistance
- C. Code **02**, Substantial/maximal assistance
- D. Code **01**, Dependent



30

GG0170M Practice Coding Scenario

Coding: GG0170M would be coded **04**,
Supervision or touching assistance.

Rationale: The helper provides touching assistance as Mrs. Z completes the activity of stepping down one step.

GG0170N

Mobility: 4 Steps

GG0170N. 4 Steps

GG0170. Mobility (3-day assessment period) - Continued		
1. Admission Performance	2. Discharge Goal	
↓ Enter Codes in Boxes ↓		
<input type="text"/>	<input type="text"/>	L. Walking 10 feet on uneven surfaces: The ability to walk 10 feet on uneven or sloping surfaces, such as grass or gravel.
<input type="text"/>	<input type="text"/>	M. 1 step (curb): The ability to step over a curb or up and down one step.
<input type="text"/>	<input type="text"/>	N. 4 steps: The ability to go up and down four steps with or without a rail.
<input type="text"/>	<input type="text"/>	O. 12 steps: The ability to go up and down 12 steps with or without a rail.
<input type="text"/>	<input type="text"/>	P. Picking up object: The ability to bend/stoop from a standing position to pick up a small object, such as a spoon, from the floor.

N. 4 steps:

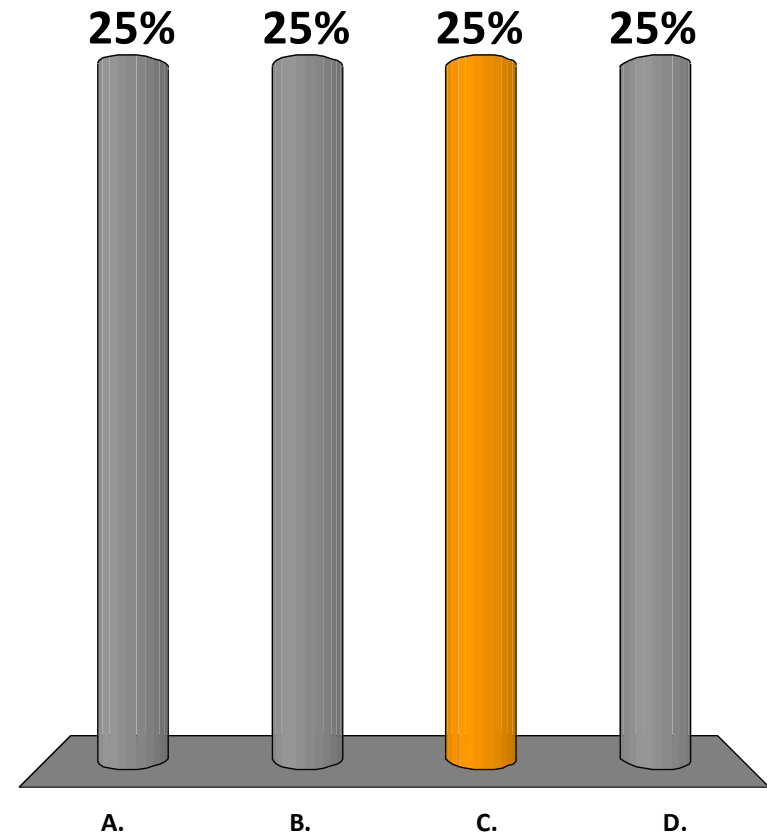
GG0170N Practice Coding Scenario

4 Steps:

- Mr. J has lower body weakness and the physical therapist provides touching assistance when he ascends 4 steps.
- While descending 4 steps, the physical therapist provides trunk support (more than touching assistance) as Mr. J holds the stair railing.

How would you code GG0170N?

- A. Code **05**, Setup or cleanup assistance
- B. Code **04**, Supervision or touching assistance
- ✓ C. Code **03**, Partial/moderate assistance
- D. Code **02**, Substantial/maximal assistance



30

GG0170N Practice Coding Scenario

Coding: GG0170N would be coded **03, Partial/moderate assistance.**

Rationale:

- The helper provides touching assistance as Mr. J ascends 4 steps.
- The therapist provides trunk support (more than touching assistance) when he descends the 4 steps.

GG01700

Mobility: 12 Steps

GG01700. 12 Steps

GG0170. Mobility (3-day assessment period) - Continued		
1. Admission Performance	2. Discharge Goal	
↓ Enter Codes in Boxes ↓		
<input type="text"/>	<input type="text"/>	L. Walking 10 feet on uneven surfaces: The ability to walk 10 feet on uneven or sloping surfaces, such as grass or gravel.
<input type="text"/>	<input type="text"/>	M. 1 step (curb): The ability to step over a curb or up and down one step.
<input type="text"/>	<input type="text"/>	N. 4 steps: The ability to go up and down four steps with or without a rail.
<input type="text"/>	<input type="text"/>	O. 12 steps: The ability to go up and down 12 steps with or without a rail.
<input type="text"/>	<input type="text"/>	P. Picking up object: The ability to bend/stoop from a standing position to pick up a small object, such as a spoon, from the floor.

O. 12 steps:

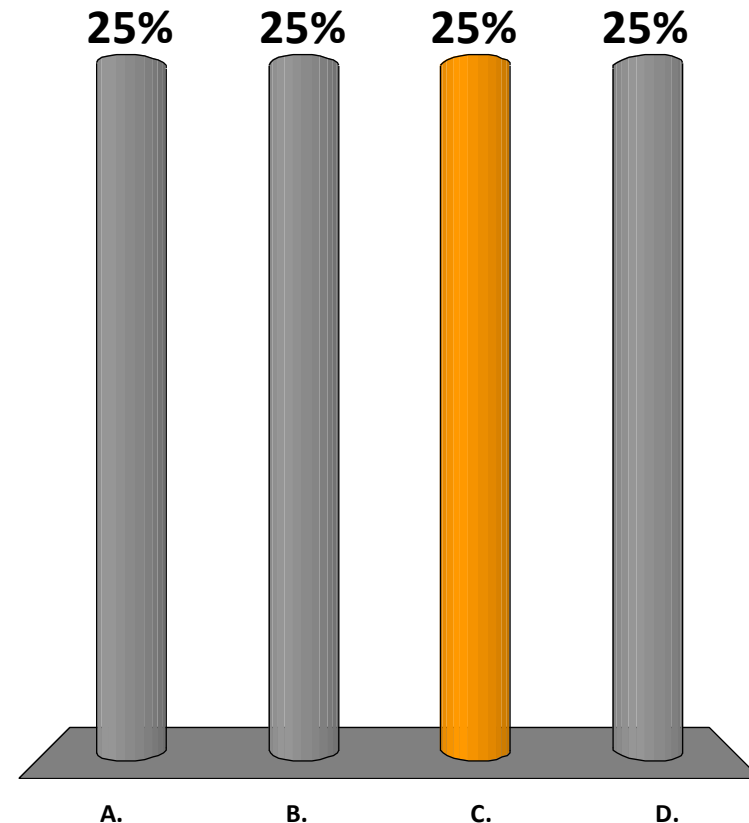
GG01700 Practice Coding Scenario

12 Steps:

- Ms. Y is recovering from a stroke resulting in motor issues and poor endurance.
- Ms. Y's home has 12 stairs with a railing and she needs to use these stairs to enter and exit her home.
- The physical therapist uses a gait belt around her trunk and supports less than half of the effort as Ms. Y ascends and then descends 12 stairs.

How would you code GG01700?

- A. Code **05**, Setup or cleanup assistance
- B. Code **04**, Supervision or touching assistance
- ✓ C. Code **03**, Partial/moderate assistance
- D. Code **02**, Substantial/maximal assistance



30

GG01700 Practice Coding Scenario

Coding: GG01700 would be coded **03, Partial/moderate assistance.**

Rationale: The helper provides less than half the effort in providing the necessary support for Ms. Y as she ascends and descends 12 stairs.

GG0170P

Mobility: Picking up Object

GG0170P. Picking up Object

GG0170. Mobility (3-day assessment period) - Continued		
1. Admission Performance	2. Discharge Goal	
↓ Enter Codes in Boxes ↓		
<input type="text"/>	<input type="text"/>	L. Walking 10 feet on uneven surfaces: The ability to walk 10 feet on uneven or sloping surfaces, such as grass or gravel.
<input type="text"/>	<input type="text"/>	M. 1 step (curb): The ability to step over a curb or up and down one step.
<input type="text"/>	<input type="text"/>	N. 4 steps: The ability to go up and down four steps with or without a rail.
<input type="text"/>	<input type="text"/>	O. 12 steps: The ability to go up and down 12 steps with or without a rail.
<input type="text"/>	<input type="text"/>	P. Picking up object: The ability to bend/stoop from a standing position to pick up a small object, such as a spoon, from the floor.

P. Picking up object:

GG0170P Coding Scenario

Picking up Object:

- Mr. P has a neurologic condition that has resulted in coordination problems. He wants to be as independent as possible.
- Mr. P lives with his wife and will soon be discharged. He tends to drop objects and has been practicing bending or stooping from a standing position to pick up small objects, such as a spoon, from the floor.
- The occupational therapist needs to remind Mr. P of safety strategies when he bends to pick up objects from the floor and she needs to steady him (touching assistance) to prevent him from falling.

How would you code GG0170P?

What is your rationale?

GG0170P Coding Scenario

Coding: GG0170P. Picking up object would be coded **04, Supervision or touching assistance.**

Rationale: A helper is needed to provide verbal cues and touching or steadying (touching) assistance when Mr. P picks up an object due to his coordination issues.

GG0170Q1

**Mobility: Does the Patient Use a
Wheelchair/Scooter?**

GG0170Q1. Does the Patient Use a Wheelchair/Scooter?

Q1. Does the patient use a wheelchair/scooter?

0. No → Skip to H0350. Bladder Continence

1. Yes → Continue to GG0170R. Wheel 50 feet with two turns

GG0170. Mobility (3-day assessment period)

1. Admission Performance	2. Discharge Goal	
↓ Enter Codes in Boxes ↓		
		<input type="checkbox"/> Q1. Does the patient use a wheelchair/scooter? 0. No → Skip to H0350. Bladder Continence 1. Yes → Continue to GG0170R. Wheel 50 feet with two turns
<input type="text"/>	<input type="text"/>	R. Wheel 50 feet with two turns: Once seated in wheelchair/scooter, the ability to wheel at least 50 feet and make two turns.
		<input type="checkbox"/> RR1. Indicate the type of wheelchair/scooter used. 1. Manual 2. Motorized
<input type="text"/>	<input type="text"/>	S. Wheel 150 feet: Once seated in wheelchair/scooter, the ability to wheel at least 150 feet in a corridor or similar space.
		<input type="checkbox"/> SS1. Indicate the type of wheelchair/scooter used. 1. Manual 2. Motorized

GG0170R

Mobility: Wheel 50 Feet With
Two Turns

GG0170R. Wheel 50 Feet With Two Turns

GG0170. Mobility (3-day assessment period)

1. Admission Performance	2. Discharge Goal	
↓ Enter Codes in Boxes ↓		
		<input type="checkbox"/> Q1. Does the patient use a wheelchair/scooter? 0. No → Skip to H0350. Bladder Continence 1. Yes → Continue to GG0170R. Wheel 50 feet with two turns
<input type="text"/>	<input type="text"/>	R. Wheel 50 feet with two turns: Once seated in wheelchair/scooter, the ability to wheel at least 50 feet and make two turns.
		<input type="checkbox"/> RR1. Indicate the type of wheelchair/scooter used. 1. Manual 2. Motorized
<input type="text"/>	<input type="text"/>	S. Wheel 150 feet: Once seated in wheelchair/scooter, the ability to wheel at least 150 feet in a corridor or similar space.
		<input type="checkbox"/> SS1. Indicate the type of wheelchair/scooter used. 1. Manual 2. Motorized

R. Wheel 50 feet with two turns:

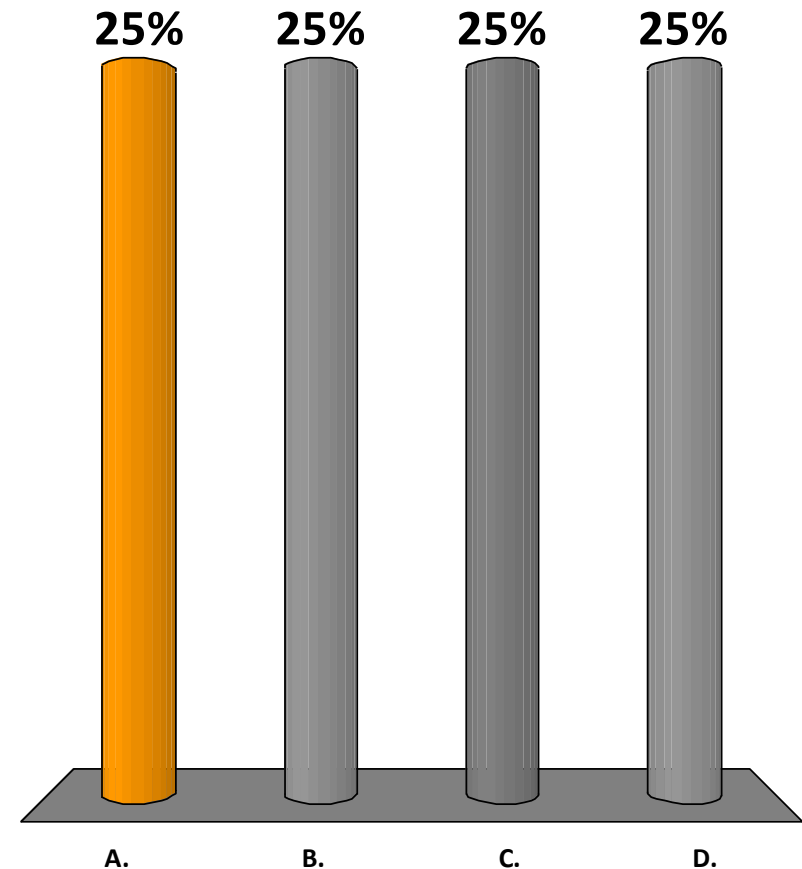
GG0170R Practice Coding Scenario

Wheel 50 Feet With Two Turns:

- A helper provides contact-guard assistance as Mrs. U transfers from her bed to her wheelchair.
- Once seated in the manual wheelchair, Mrs. U does not need any assistance as she wheels about 60 feet while making two turns.

How would you code GG0170R?

- ✓ A. Code **06**, Independent
- B. Code **05**, Setup or cleanup assistance
- C. Code **04**, Supervision or touching assistance
- D. Code **03**, Partial/moderate assistance



30

GG0170R Practice Coding Scenario

Coding: GG0170R would be coded **06, Independent.**

Rationale: No assistance is needed for wheelchair mobility. The helper provides assistance with the transfer; that assistance is coded in the item chair/bed-to-chair transfer.

GG0170RR1

**Mobility: Indicate the Type of
Wheelchair/Scooter Used**

GG0170RR1. Indicate the Type of Wheelchair/Scooter Used

RR1. Indicate the type of wheelchair/scooter used.

1. Manual
2. Motorized

GG0170. Mobility (3-day assessment period)		
1. Admission Performance	2. Discharge Goal	
↓ Enter Codes in Boxes ↓		
	<input type="checkbox"/>	Q1. Does the patient use a wheelchair/scooter? 0. No → Skip to H0350. Bladder Continence 1. Yes → Continue to GG0170R. Wheel 50 feet with two turns
<input type="text"/>	<input type="text"/>	R. Wheel 50 feet with two turns: Once seated in wheelchair/scooter, the ability to wheel at least 50 feet and make two turns.
	<input type="checkbox"/>	RR1. Indicate the type of wheelchair/scooter used. 1. Manual 2. Motorized
<input type="text"/>	<input type="text"/>	S. Wheel 150 feet: Once seated in wheelchair/scooter, the ability to wheel at least 150 feet in a corridor or similar space.
	<input type="checkbox"/>	SS1. Indicate the type of wheelchair/scooter used. 1. Manual 2. Motorized

GG0170S

Mobility: Wheel 150 Feet

GG0170S. Wheel 150 Feet

GG0170. Mobility (3-day assessment period) - Continued			
1. Admission Performance		2. Discharge Goal	
↓ Enter Codes in Boxes ↓			
		<input type="checkbox"/>	Q1. Does the patient use a wheelchair/scooter? 0. No → Skip to H0350. Bladder Continence 1. Yes → Continue to GG0170R. Wheel 50 feet with two turns
<input type="text"/>	<input type="text"/>	<input type="checkbox"/>	R. Wheel 50 feet with two turns: Once seated in wheelchair/scooter, the ability to wheel at least 50 feet and make two turns.
		<input type="checkbox"/>	RR1. Indicate the type of wheelchair/scooter used. 1. Manual 2. Motorized
<input type="text"/>	<input type="text"/>	<input type="checkbox"/>	S. Wheel 150 feet: Once seated in wheelchair/scooter, the ability to wheel at least 150 feet in a corridor or similar space.
		<input type="checkbox"/>	SS1. Indicate the type of wheelchair/scooter used. 1. Manual 2. Motorized

S. Wheel 150 feet:

GG0170S Coding Scenario

Wheel 150 Feet:

- Mr. G always uses a motorized scooter to mobilize himself down the hallway.
- The therapist provides cues due to safety issues (to avoid running into the walls).

How would you code GG0170S?

What is your rationale?

GG0170S Coding Scenario

Coding: GG0170S would be coded **04, Supervision or touching assistance.**

Rationale: The helper provides verbal cues to complete the activity.

GG0170SS1

Mobility: Type of Wheelchair/Scooter Used

GG0170SS1. Indicate the Type of Wheelchair/Scooter Used

GG0170. Mobility (3-day assessment period)

1. Admission Performance	2. Discharge Goal	
↓ Enter Codes in Boxes ↓		
		<input type="checkbox"/> Q1. Does the patient use a wheelchair/scooter? 0. No → Skip to H0350. Bladder Continence 1. Yes → Continue to GG0170R. Wheel 50 feet with two turns
<input type="text"/>	<input type="text"/>	R. Wheel 50 feet with two turns: Once seated in wheelchair/scooter, the ability to wheel at least 50 feet and make two turns.
		<input type="checkbox"/> RR1. Indicate the type of wheelchair/scooter used. 1. Manual 2. Motorized
<input type="text"/>	<input type="text"/>	S. Wheel 150 feet: Once seated in wheelchair/scooter, the ability to wheel at least 150 feet in a corridor or similar space.
		<input type="checkbox"/> SS1. Indicate the type of wheelchair/scooter used. 1. Manual 2. Motorized

SS1. Indicate the type of wheelchair/scooter used.

1. Manual
2. Motorized

GG0170. Mobility Discharge Goal

1. Admission Performance	2. Discharge Goal	
↓ Enter Codes in Boxes ↓		
<input type="text"/>	<input type="text"/>	A. Roll left and right: The ability to roll from lying on back to left and right side, and return to lying on back.
<input type="text"/>	<input type="text"/>	B. Sit to lying: The ability to move from sitting on side of bed to lying flat on the bed.
<input type="text"/>	<input type="text"/>	C. Lying to sitting on side of bed: The ability to safely move from lying on the back to sitting on the side of the bed with feet flat on the floor, and with no back support.
<input type="text"/>	<input type="text"/>	D. Sit to stand: The ability to safely come to a standing position from sitting in a chair or on the side of the bed.
<input type="text"/>	<input type="text"/>	E. Chair/bed-to-chair transfer: The ability to safely transfer to and from a bed to a chair (or wheelchair).
<input type="text"/>	<input type="text"/>	F. Toilet transfer: The ability to safely get on and off a toilet or commode.
<input type="text"/>	<input type="text"/>	G. Car transfer: The ability to transfer in and out of a car or van on the passenger side. Does not include the ability to open/close door or fasten seat belt.
		<input type="checkbox"/> H1. Does the patient walk? 0. No , and walking goal is not clinically indicated → Skip to GG0170Q1. Does the patient use a wheelchair/scooter? 1. No , and walking goal is clinically indicated → Code the patient's discharge goal(s) for items GG0170I, J, K, L, M, N, O, and P. For admission performance, skip to GG0170Q1. Does the patient use a wheelchair/scooter? 2. Yes → Continue to GG0170I. Walk 10 feet
<input type="text"/>	<input type="text"/>	I. Walk 10 feet: Once standing, the ability to walk at least 10 feet in a room, corridor or similar space.
<input type="text"/>	<input type="text"/>	J. Walk 50 feet with two turns: Once standing, the ability to walk at least 50 feet and make two turns.
<input type="text"/>	<input type="text"/>	K. Walk 150 feet: Once standing, the ability to walk at least 150 feet in a corridor or similar space.

GG0170. Mobility Discharge Goal

1. Admission Performance	2. Discharge Goal	
↓ Enter Codes in Boxes ↓		
<input type="text"/>	<input type="text"/>	L. Walking 10 feet on uneven surfaces: The ability to walk 10 feet on uneven or sloping surfaces, such as grass or gravel.
<input type="text"/>	<input type="text"/>	M. 1 step (curb): The ability to step over a curb or up and down one step.
<input type="text"/>	<input type="text"/>	N. 4 steps: The ability to go up and down four steps with or without a rail.
<input type="text"/>	<input type="text"/>	O. 12 steps: The ability to go up and down 12 steps with or without a rail.
<input type="text"/>	<input type="text"/>	P. Picking up object: The ability to bend/stoop from a standing position to pick up a small object, such as a spoon, from the floor.
		<input type="checkbox"/> Q1. Does the patient use a wheelchair/scooter? 0. No → Skip to H0350. Bladder Continence 1. Yes → Continue to GG0170R. Wheel 50 feet with two turns
<input type="text"/>	<input type="text"/>	R. Wheel 50 feet with two turns: Once seated in wheelchair/scooter, the ability to wheel at least 50 feet and make two turns.
		<input type="checkbox"/> RR1. Indicate the type of wheelchair/scooter used. 1. Manual 2. Motorized
<input type="text"/>	<input type="text"/>	S. Wheel 150 feet: Once seated in wheelchair/scooter, the ability to wheel at least 150 feet in a corridor or similar space.
		<input type="checkbox"/> SS1. Indicate the type of wheelchair/scooter used. 1. Manual 2. Motorized

GG0170 Discharge Goal Coding Tips

- Guidance is the same as guidance for coding Discharge Goals for the self-care items (see slides No. 93-96).
- Use the 6-point scale to code the patient's Discharge Goal(s).
 - Do not use codes 07, 09, or 88 to code Discharge Goal(s).
- Use a dash (-) to indicate that a specific activity is not a goal.
- Of note, one goal must be indicated for either self-care or mobility.
- Using the dash in this allowed instance does not affect APU determination
- Licensed clinicians can establish a patient's Discharge Goal(s) at the time of admission.

GG0170 Unplanned Discharge Coding Scenario

Unplanned Discharge:

- Mr. C was admitted to the IRF with healing, complex, post-surgery open reduction internal fixation fractures and sepsis.
- However, complications during the IRF stay arise and Mr. C unexpectedly returns to acute care, resulting in his discharge from the IRF.

How would you code GG0170 items?

What is your rationale?

GG0170 Unplanned Discharge Coding Scenario

Coding: Code 88, Not attempted due to medical condition or safety concerns.

Rationale: Mr. C is discharged unexpectedly.

Case Study: Mrs. G



- Please work in groups at your table to code the Admission Performance for GG0170 on Mrs. G's Admission Assessment.
- We will debrief in 10–15 minutes.

Coding Scenario: GG0170

Answers and Discussion

- How would you code **Admission Performance** for **GG0170. Mobility** on Mrs. G's Admission Assessment?
 - **GG0170A: Roll left and right –**
 - **GG0170B: Sit to lying –**
 - **GG0170C: Lying to sitting on side of bed –**
 - **GG0170D: Sit to stand –**

Coding Scenario: GG0170

Answers and Discussion

- How would you code **Admission Performance** for **GG0170. Mobility** on Mrs. G's Admission Assessment?
 - **GG0170A: Roll left and right** – 02, Substantial/maximal assistance.
 - **GG0170B: Sit to lying** –
 - **GG0170C: Lying to sitting on side of bed** –
 - **GG0170D: Sit to stand** –

Coding Scenario: GG0170

Answers and Discussion

- How would you code **Admission Performance** for **GG0170. Mobility** on Mrs. G's Admission Assessment?
 - **GG0170A: Roll left and right** – 02, Substantial/maximal assistance.
 - **GG0170B: Sit to lying** – 02, Substantial/maximal assistance.
 - **GG0170C: Lying to sitting on side of bed** –
 - **GG0170D: Sit to stand** –

Coding Scenario: GG0170

Answers and Discussion

- How would you code **Admission Performance for GG0170. Mobility** on Mrs. G's Admission Assessment?
 - **GG0170A: Roll left and right** – 02, Substantial/maximal assistance.
 - **GG0170B: Sit to lying** – 02, Substantial/maximal assistance.
 - **GG0170C: Lying to sitting on side of bed** – 02, Substantial/maximal assistance.
 - **GG0170D: Sit to stand** –

Coding Scenario: GG0170

Answers and Discussion

- How would you code **Admission Performance** for **GG0170. Mobility** on Mrs. G's Admission Assessment?
 - **GG0170A: Roll left and right** – 02, Substantial/maximal assistance.
 - **GG0170B: Sit to lying** – 02, Substantial/maximal assistance.
 - **GG0170C: Lying to sitting on side of bed** – 02, Substantial/maximal assistance.
 - **GG0170D: Sit to stand** – 02, Substantial/maximal assistance.

Coding Scenario: GG0170

Answers and Discussion

- How would you code **Admission Performance** for **GG0170. Mobility** on Mrs. G's Admission Assessment?
 - **GG0170E: Chair/bed-to-chair transfer –**
 - **GG0170F: Toilet transfer –**
 - **GG0170G: Car transfer –**

Coding Scenario: GG0170

Answers and Discussion

- How would you code **Admission Performance** for **GG0170. Mobility** on Mrs. G's Admission Assessment?
 - **GG0170E: Chair/bed-to-chair transfer – 02, Substantial/maximal assistance.**
 - **GG0170F: Toilet transfer –**
 - **GG0170G: Car transfer –**

Coding Scenario: GG0170

Answers and Discussion

- How would you code **Admission Performance** for **GG0170. Mobility** on Mrs. G's Admission Assessment?
 - **GG0170E: Chair/bed-to-chair transfer** – 02, Substantial/maximal assistance.
 - **GG0170F: Toilet transfer** – 02, Substantial/maximal assistance.
 - **GG0170G: Car transfer** –

Coding Scenario: GG0170

Answers and Discussion

- How would you code **Admission Performance** for **GG0170. Mobility** on Mrs. G's Admission Assessment?
 - **GG0170E: Chair/bed-to-chair transfer** – 02, Substantial/maximal assistance.
 - **GG0170F: Toilet transfer** – 02, Substantial/maximal assistance.
 - **GG0170G: Car transfer** – 88, Not attempted due to medical condition or safety concerns.

Coding Scenario: GG0170

Answers and Discussion

- How would you code **Admission Performance** for **GG0170. Mobility** on Mrs. G's Admission Assessment?
 - **GG0170H1: Does the patient walk? –**
 - **GG0170I: Walk 10 feet –**
 - **GG0170J: Walk 50 feet with 2 turns –**
 - **GG0170K: Walk 150 feet –**

Coding Scenario: GG0170

Answers and Discussion

- How would you code **Admission Performance** for **GG0170. Mobility** on Mrs. G's Admission Assessment?
 - **GG0170H1: Does the patient walk?** – 1, No, and walking goal is clinically indicated.
 - **GG0170I: Walk 10 feet** –
 - **GG0170J: Walk 50 feet with 2 turns** –
 - **GG0170K: Walk 150 feet** –

Coding Scenario: GG0170

Answers and Discussion

- How would you code **Admission Performance** for **GG0170. Mobility** on Mrs. G's Admission Assessment?
 - **GG0170H1: Does the patient walk?** – 1, No, and walking goal is clinically indicated.
 - **GG0170I: Walk 10 feet** – *No response needed (due to skip pattern).*
 - **GG0170J: Walk 50 feet with 2 turns** –
 - **GG0170K: Walk 150 feet** –

Coding Scenario: GG0170

Answers and Discussion

- How would you code **Admission Performance for GG0170. Mobility** on Mrs. G's Admission Assessment?
 - **GG0170H1: Does the patient walk?** – 1, No, and walking goal is clinically indicated.
 - **GG0170I: Walk 10 feet** – *No response needed (due to skip pattern).*
 - **GG0170J: Walk 50 feet with 2 turns** – *No response needed (due to skip pattern).*
 - **GG0170K: Walk 150 feet** –

Coding Scenario: GG0170

Answers and Discussion

- How would you code **Admission Performance** for **GG0170. Mobility** on Mrs. G's Admission Assessment?
 - **GG0170H1: Does the patient walk?** – 1, No, and walking goal is clinically indicated.
 - **GG0170I: Walk 10 feet** – *No response needed (due to skip pattern).*
 - **GG0170J: Walk 50 feet with 2 turns** – *No response needed (due to skip pattern).*
 - **GG0170K: Walk 150 feet** – *No response needed (due to skip pattern).*

Coding Scenario: GG0170

Answers and Discussion

- How would you code **Admission Performance** for **GG0170. Mobility** on Mrs. G's Admission Assessment?
 - **GG0170L: Walking 10 feet on uneven surfaces –**
 - **GG01070M-O: 1 step, 4 steps, 12 steps –**
 - **GG0170P: Picking up object –**

Coding Scenario: GG0170

Answers and Discussion

- How would you code **Admission Performance** for **GG0170. Mobility** on Mrs. G's Admission Assessment?
 - **GG0170L: Walking 10 feet on uneven surfaces** – *No response needed (due to skip pattern).*
 - **GG01070M-O: 1 step, 4 steps, 12 steps** –
 - **GG0170P: Picking up object** –

Coding Scenario: GG0170

Answers and Discussion

- How would you code **Admission Performance** for **GG0170. Mobility** on Mrs. G's Admission Assessment?
 - **GG0170L: Walking 10 feet on uneven surfaces** – *No response needed (due to skip pattern).*
 - **GG01070M-O: 1 step, 4 steps, 12 steps** – *No response needed (due to skip pattern).*
 - **GG0170P: Picking up object** –

Coding Scenario: GG0170

Answers and Discussion

- How would you code **Admission Performance** for **GG0170. Mobility** on Mrs. G's Admission Assessment?
 - **GG0170L: Walking 10 feet on uneven surfaces** – *No response needed (due to skip pattern).*
 - **GG01070M-O: 1 step, 4 steps, 12 steps** – *No response needed (due to skip pattern).*
 - **GG0170P: Picking up object** – *No response needed (due to skip pattern).*

Coding Scenario: GG0170

Answers and Discussion

- How would you code **Admission Performance** for **GG0170. Mobility** on Mrs. G's Admission Assessment?
 - **GG0170Q1: Does the patient use a wheelchair/scooter? –**
 - **GG0170R: Wheel 50 feet with two turns –**
 - **GG0170RR1: Indicate type of wheelchair/scooter used –**

Coding Scenario: GG0170

Answers and Discussion

- How would you code **Admission Performance** for **GG0170. Mobility** on Mrs. G's Admission Assessment?
 - **GG0170Q1: Does the patient use a wheelchair/scooter? – 1, Yes.**
 - **GG0170R: Wheel 50 feet with two turns –**
 - **GG0170RR1: Indicate type of wheelchair/scooter used –**

Coding Scenario: GG0170

Answers and Discussion

- How would you code **Admission Performance** for **GG0170. Mobility** on Mrs. G's Admission Assessment?
 - **GG0170Q1: Does the patient use a wheelchair/scooter?** – 1, Yes.
 - **GG0170R: Wheel 50 feet with two turns** – 04, Supervision or touching assistance.
 - **GG0170RR1: Indicate type of wheelchair/scooter used** –

Coding Scenario: GG0170

Answers and Discussion

- How would you code **Admission Performance** for **GG0170. Mobility** on Mrs. G's Admission Assessment?
 - **GG0170Q1: Does the patient use a wheelchair/scooter?** – 1, Yes.
 - **GG0170R: Wheel 50 feet with two turns** – 04, Supervision or touching assistance.
 - **GG0170RR1: Indicate type of wheelchair/scooter used** – 1, Manual.

Coding Scenario: GG0170

Answers and Discussion

- How would you code **Admission Performance** for **GG0170. Mobility** on Mrs. G's Admission Assessment?
 - **GG0170S: Wheel 150 feet –**
 - **GG0170SS1: Indicate the type of wheelchair/scooter used –**

Coding Scenario: GG0170

Answers and Discussion

- How would you code **Admission Performance** for **GG0170. Mobility** on Mrs. G's Admission Assessment?
 - **GG0170S: Wheel 150 feet** – 04, Supervision or touching assistance.
 - **GG0170SS1: Indicate the type of wheelchair/scooter used** –

Coding Scenario: GG0170

Answers and Discussion

- How would you code **Admission Performance** for **GG0170. Mobility** on Mrs. G's Admission Assessment?
 - **GG0170S: Wheel 150 feet** – 04, Supervision or touching assistance.
 - **GG0170SS1: Indicate the type of wheelchair/scooter used** – 1, Manual.

Section GG: Summary

- Section GG assesses the need for assistance with self-care and mobility activities.
- Knowledge of the patient's functional status prior to the current event could inform treatment goals.

Section GG: Action Plan

- Review the importance and rationale of obtaining and documenting the patient's functional abilities.
- Review the 6-level rating scale and “activity was not attempted” codes.
- Evaluate current documentation to ensure terminology aligns with items in the IRF-PAI v1.4.
- Ensure that there is a mechanism in place with assigned responsibility for collecting each element of Section GG and defining/documenting discharge goals.
- Practice coding a variety of scenarios with staff.

Questions?